





	Seat Height	Arm Height	W	D	H	Fabric	Leather	Weight	Cubes/Qty
fly 4670	16¼"	-	60"	20⅞"	16¼"	-	-	75 lbs.	24.33' / 1
	413 mm	-	1524 mm	530 mm	413 mm	-	-	34.0 kg	.69 cu.
									
List Price									
1931									
Bench. Polished stainless steel legs. Solid maple wood seat. Available in all finishes. When specifying light finishes 836, 837, 840, 850 or 870 the natural characteristics of the wood will be visible. See terms and conditions. Approved for GSA. Contract GS-28F-7040G.									

fly 4671	16¼"	-	72"	20⅞"	16¼"	-	-	110 lbs.	24.33' / 1
	413 mm	-	1829 mm	530 mm	413 mm	-	-	49.9 kg	.69 cu.
									
List Price									
2059									
Bench. Polished stainless steel legs. Solid maple wood seat. Available in all finishes. When specifying light finishes 836, 837, 840, 850 or 870 the natural characteristics of the wood will be visible. See terms and conditions. Approved for GSA. Contract GS-28F-7040G.									

fly 4672	16¼"	-	60"	20⅞"	16¼"	-	-	75 lbs.	24.33' / 1
	413 mm	-	1524 mm	630 mm	413 mm	-	-	34.0 kg	.69 cu.
									
List Price									
2805									
Bench. Polished stainless steel legs. Solid walnut seat. Available in 823, 839, 841. 860, 861, 866, 870 and LV8 finishes. When specifying light finishes 870 and LV8 the natural characteristics of the wood will be visible. See terms and conditions. Approved for GSA. Contract GS-28F-7040G.									

fly 4673	16¼"	-	72"	20⅞"	16¼"	-	-	110 lbs.	24.33' / 1
	413 mm	-	1829 mm	530 mm	413 mm	-	-	49.9 kg	.69 cu.
									
List Price									
2934									
Bench. Polished stainless steel legs. Solid walnut seat. Available in 823, 839, 841. 860, 861, 866, 870 and LV8 finishes. When specifying light finishes 870 and LV8 the natural characteristics of the wood will be visible. See terms and conditions. Approved for GSA. Contract GS-28F-7040G.									