

trilogy
price list

january 2017

terms and conditions	3 - 5	laterals	24
design selection	6 - 7	overheads	25 - 28
product details	8 - 11	tackboards	29
electrical management	12	towers	30
guaranteed freight	13	overhead towers	31
double pedestal desks	14 - 15	tall storage	32
single pedestal desks	16 - 17	file storage - bookcases	33
shell desks	18	components - tops and base	34 - 36
gallery configuration	19	components - supports	37
returns - u-bridges - corner desk	20	components - back panels	38
full credenzas	21	electrical components	39 - 40
shell credenzas	22	accessories	41
pedestals	23	hardware	42

Prices and Specifications

Prices and specifications are subject to change without notice. All prices quoted will be FOB our factories. If applicable, sales tax will be based on Ship-to destination.

Bernhardt Design reserves the right to make changes in dimensions, construction, price lists, or product literature without prior notice.

Order Entry

All orders are subject to final acceptance by Bernhardt Design in Lenoir, NC. Receipt of our acknowledgment indicates acceptance of your order subject to the terms set forth on the acknowledgment.

Bernhardt Design attempts to clarify all purchase orders. However, in the event the price list number and description on the purchase order differ, the price list number will prevail.

Changes / Cancellation

All orders in production are considered firm orders and are not subject to changes or cancellation.

Custom Design

Bernhardt Design may alter some of its products to meet specific needs. Custom designs require minimum quantities, additional lead time and upcharges. Orders combining custom design with standard product cannot be scheduled for production until custom items are approved.

Contact your Bernhardt Design sales representative when a custom design is needed. A custom job number must be submitted with purchase orders.

Custom design orders are not subject to revision or cancellation after acknowledgement.

Tackboards

All tackboard fabric must be supplied with a heavy backing. Tackboards may be upholstered using Bernhardt Textiles fabrics that have been preapproved for application. Consult your Bernhardt Design sales representative for a listing of the preapproved Bernhardt Textiles fabrics. All COM for tackboards must be preapproved.

All tackboard fabrics will be cut and applied at the discretion of Bernhardt Design unless special cuttings identifying and stating horizontal or vertical application are included in writing with the purchase order.

Customer's Own Material (COM) for Tackboards

Due to aesthetic reasons or application restraints, Bernhardt Design must preapprove COM fabrics for application on Bernhardt Design products adhering to the stated preapproval procedure.

Bernhardt Design will not be held responsible for defective fabrics as all COM's are accepted as first quality goods.

PREAPPROVAL PROCEDURE

Please submit a 12" x 12" sample prior to the actual shipment of COM to Bernhardt Design. Ship COM samples to the following address and tag as noted:

Shipping Address:

Bernhardt Design
1839 Morganton Blvd. SW
Lenoir, NC 28645
Attn: Customer Service

Tag Sample:

Along with the COM Sample, the product number, quantity of products and contact information must be specified for approval purposes.

Bernhardt Design reserves the right to reject any covering which in our opinion is unsuitable for upholstery purposes. However Bernhardt Design shall in no instance be held responsible for tailoring variances that result from the application of a particular textile.

Submitting Approved COM

After approval, ship tackboard COM with heavy backing applied to the following address and tag as follows:

Bernhardt Design	Dealer: _____
Plant 7T Door #10	Tag For: _____
1402 Morganton Blvd	Product No: _____
Lenoir, NC 28645	PO No: _____
	Acknowledgment No: _____
	Contact: _____

All COM must be properly tagged on the receiving documents in order for Bernhardt Design to match your fabric with your order. Bernhardt Design will not be responsible for any delays caused by COM not correctly marked.

COM Disclaimer

Bernhardt Design is not responsible for any unclaimed COM 30 days after shipment of Bernhardt Design acknowledgment. It is the responsibility of the dealer to request the return of excess COM on the initial purchase order.

Shipping

Bernhardt Design will ship in accordance with customer instructions whenever possible. If not specified, Bernhardt Design will exercise its best judgement in selecting a carrier. Orders in production will be shipped as scheduled and cannot be held.

High quality cartoning meeting trucking and railroad specifications is standard at no extra charge. Some items may be blanket wrapped for shipment.

Freight Damage and Claims

Bernhardt Design is not liable for damages that occur during transit or storage. The carrier assumes all responsibility upon acceptance of product. It is the customer's responsibility to inspect all products upon receipt and file any claims with the carrier. No product should be refused.

If products are received damaged, a written exception should be made on the bill of lading and an immediate inspection be requested of the carrier. Concealed damage must be reported to the carrier within 10 business

days from date of delivery. Failure to make claims shall constitute acceptance of the products and waiver any claims of defects, errors or shortages.

In the event delivery is made on a Bernhardt Design truck, the products should be carefully inspected for transit damage. If contents are damaged, the driver should be notified to call his dispatcher for immediate disposition. Concealed damage must be reported within 10 business days from date of delivery and product/packaging held for inspection by a Bernhardt Design representative.

Replacements for product damaged in shipment or storage will be manufactured upon receipt of a purchase order.

Returns

No merchandise may be returned to Bernhardt Design without written consent in the form of a Return Authorization from our Quality Assurance Department, stating why the item is being returned and how the item will be shipped.

Unauthorized returns will be automatically refused by our receiving department as well as returns not in accordance with Bernhardt Design shipping instructions. Liability for defective merchandise shall be limited to the replacement or repair of that merchandise, and Bernhardt Design shall not be liable for other damages or losses.

Measurements and Weights

All measurements and weights are approximate and subject to change without notice.

Care and Cleaning

Finished wood surfaces should be cleaned with a soft damp cloth, wiping in the direction of the grain. Furniture should be buffed dry immediately with a soft cloth.

Wood Finishes

Bernhardt Design casegoods are available in finishes that are compatible with tables and seating finishes. However, finishes on casegoods may vary slightly from those on tables and seating due to the natural characteristics of the wood. No absolute match is implied or guaranteed.

Light Finishes

Bernhardt Design offers lighter finishes 836, 837, 840, 850 and 870 on certain veneers. Light finishes do not hide or mask the natural characteristics of the wood. Therefore, inherent natural characteristics of the wood will vary from piece to piece when using a light finish. Natural characteristics include the natural discolorations of the wood substance and color variations in glued up stock. These natural characteristics are not considered defects by Bernhardt Design, and therefore merchandise will not be replaced.

Special Finishes

Special finishes, made to customer specifications and subject to factory approval, may be available at a **5% net upcharge with a \$500 net minimum.**

Additional leadtime may be required for special finish items. Special finish orders will not be acknowledged until the special finish sample is approved in writing and received by Bernhardt Design Customer Service. Special finish orders are not subject to revision or cancellation after acknowledgment.

Installation and Maintenance

All freestanding casegoods are equipped with leveling devices. Local floor conditions vary, and it is always necessary to properly adjust leveling devices. Proper leveling is essential to the alignment and function of doors and drawers. Improperly leveled units result in misaligned doors and drawers and may impair locking mechanisms or other functional hardware.

After the initial installation of casegoods, it may be necessary to re-adjust and align the units to compensate for settling. This should be expected as a matter of routine maintenance and follow-up to assure proper case function.

Proper installation of Bernhardt Design casegoods is the responsibility of the dealer. Improperly installed units can result in permanent damage to case components. Damage due to improperly installed furniture not covered under product warranty.

Warranty

Bernhardt Design will repair or replace, at its discretion, any casegoods product or part thereof which fails as the result of defects in material and workmanship, under single shift use and normal care for five years. This warranty shall apply only to the original purchaser.

This warranty does not cover normal wear and tear, misuse or abuse of product, dramatic temperature changes, exposure to unusual conditions or damages incurred by contact with seating products, tables, desks or other surfaces.

Natural color changes, variations or movements in lumber or veneer products, exposure to extreme temperature changes and direct sunlight may cause color changes and/or surface damage. These are circumstances beyond the control of Bernhardt Design and are not warranty issues.

Repair or replacement of discontinued product will be at the discretion of Bernhardt Design.

This warranty is the customer's exclusive remedy for product defect and does not apply to damage caused by a freight carrier, dealer, installer, user modification, attachments to a product, or any third party.

Bernhardt Design has the exclusive right to make the final determination of product misuse or abuse.

Except as stated above, Bernhardt Design makes no express or implied warranties as to any product, and in particular, makes no warranty of merchantability or of fitness for any particular purpose. Bernhardt Design shall not be liable for any consequential or incidental damages or for commercial loss arising from any product defect.

Operational Parts Warranty

Drawer glides, drawer boxes, drawer pulls, and lock mechanisms have a Life-Time Warranty for original purchaser. Power and communication components are warranted for one year. Height adjustable mechanisms and bases are warranted for two years

Wall Mount Units Warranty

Wall mounted units are supplied with an adequate attachment device but not with hardware to attach this device to the support wall. It is the responsibility of the dealer/installer to ensure the wall structure is adequate to support the unit and that the attachment device is properly secured to the wall structure.

Design and Patent Rights

All of the products shown in Bernhardt Design catalogs and described in Bernhardt Design price lists are, and remain, the property of Bernhardt Design, with the sole right reserved to manufacture and to distribute.

Some of the product designs shown are patented in the United States and will remain the property of Bernhardt Design. Any reproduction of the products constitutes an infringement of patented copyright laws and will be subject to prosecution.

Bernhardt Design reserves the right to make changes in dimensions, design and/or construction, price lists, or product literature without prior notice.

Environmental Certification

The Trilogy casegood collection is available upon request with certifications for level[®] 1, GREENGUARD and FSC Chain-of-Custody. Requests must be made in writing in advance of or during the quoting process as upcharges may apply. For complete information regarding the level 1, GREENGUARD and FSC certifications for Trilogy, please contact bgreen@bernhardt.com.

Trilogy Ordering Information

Each item has a multi character ordering code comprised of letters and numbers representing design selections found in the specification code grid. The grid is located at the bottom of each page and lists the selections particular to the items shown on that page. The grid immediately below shows all design selections possible for Trilogy casegoods. Explanations of each design selection follows.

specification codes	series	sku	veneer	style	pull/hardware	finish	grommet placement
<input type="checkbox"/> T trilogy <input type="checkbox"/> C accessories <input type="checkbox"/> K components	<input type="checkbox"/> T trilogy <input type="checkbox"/> C accessories <input type="checkbox"/> K components	<input type="checkbox"/> <input type="checkbox"/> <input type="checkbox"/>	<input type="checkbox"/> E maple <input type="checkbox"/> J cherry <input type="checkbox"/> C oak <input type="checkbox"/> 9 walnut <input type="checkbox"/> I inlay maple <input type="checkbox"/> K inlay cherry	<input type="checkbox"/> F prologue <input type="checkbox"/> R chorus <input type="checkbox"/> T epic	<input type="checkbox"/> 2 self pull <input type="checkbox"/> 3 black <input type="checkbox"/> 4 polished chrome <input type="checkbox"/> 5 brass <input type="checkbox"/> 8 traditional <input type="checkbox"/> X none	see page 6 <input type="checkbox"/> <input type="checkbox"/> <input type="checkbox"/>	<input type="checkbox"/> 1 3" left <input type="checkbox"/> 5 9" left <input type="checkbox"/> 2 3" right <input type="checkbox"/> 6 9" right <input type="checkbox"/> 3 3" both <input type="checkbox"/> 7 9" both <input type="checkbox"/> 4 3" center <input type="checkbox"/> 8 9" center <input type="checkbox"/> X none

Series Selections

T Trilogy
Two species of veneer with standard finishes are offered on worksurface tops. An ebony inlay veneer pattern is featured on all worksurfaces. Special finishes are available subject to upcharges.

C Accessories
Bernhardt Design offers a variety of accessories and components including task lighting, electrical management, desk and drawer accessories.

Sku Selections


Sku/Product Number
A three character sku identifies each product. Information including dimensions, weight and pricing is provided for each sku. General information for product groupings start on page 7.

Veneer Selections

Veneer

J Cherry

Solids: Cherry
Cases: Quarter Cut



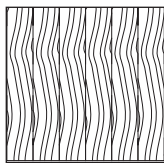
Doors, Drawers and Tops: Flat Cut



Cherry veneer inherently darkens as the wood ages.

E Maple

Solids: Maple
Cases: Quarter Cut

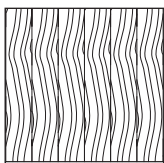


Doors, Drawers and Tops: Flat Cut



9 Walnut

Solids: Walnut
Cases: Quarter Cut




Doors, Drawers and Tops: Flat Cut



C Oak

Solids: Oak
Cases: Rift Cut

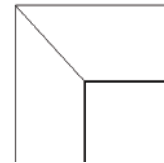


Doors, Drawers and Tops: Flat Cut



K Cherry Inlay

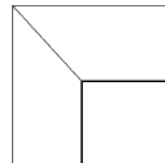
Tops: Flat Cut



Quartered cherry 2 3/4" border with an 1/8" ebony pinstripe inlay with a field of cathedral cherry veneer.

I Maple Inlay

Tops: Flat Cut



Quartered maple 2 3/4" border with an 1/8" ebony pinstripe inlay with a field of maple veneer.

Style Selections

F Prologue

R Chorus

T Epic



Flat Edge Profile



Reeded Edge Profile

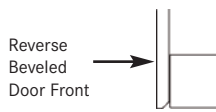


Epic Edge Profile

Pull/Hardware Selections

2 Self Pull

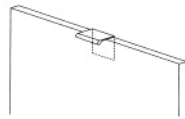
All doors utilize a touch latch reverse bevel door pull design.



3 Black

4 Polished Chrome

5 Brass



Drawer Pull

8 Traditional



Drawer Pull

Wood Finish Selections

Wood Finish Number

A three character sku identifies the finish selection available on each species. Individual components are priced with standard finish. Optional finishes are available for a 5% net upcharge with a \$500 net minimum.

When specifying light finishes such as 836, 837, 840, 850 or 870, the color and characteristic variances of both veneer and solid wood are apparent. Therefore, exact color matches are not possible.

Transparent stains and sealers are applied in multiple steps to enhance the beauty of the natural wood. A durable, baked-on, top-coat of conversion varnish is applied to protect the product. It is recommended that felt, cork or fabric backed desk pads and accessories are used on worksurfaces to minimize wear.

Maple Veneer

Standard Finish

837

850

Cherry Veneer

Standard Finish

805

834

836

839

840

841

861

Walnut Veneer

Standard Finish

823

839

841

860

861

866

870

Oak Veneer

Standard Finish

805

836

839

840

860

861

865

866

870

Grommet Placement Selections

Grommets are available in worksurfaces for wire management. Specified as left, right, both left and right, or center, the exact placement of the grommet must be specified on the purchase order and cannot be changed or added after an order is acknowledged and entered into production.

For desks specify the 3" round grommet. The 3" grommets are \$65 installed list each and are available in finishes to match the pull/hardware. The 9" communication grommet available only in polished aluminum and must be used in an open kneewell for maximum effectiveness. The 9" communication grommet must be ordered separately. see page 38 for the available skus for the 9" communication grommets. See page 11 for additional communication grommet information.

- 1** 3" Left
- 2** 3" Right

- 3** 3" Both
- 4** 3" Center

- 5** 9" Left
- 6** 9" Right

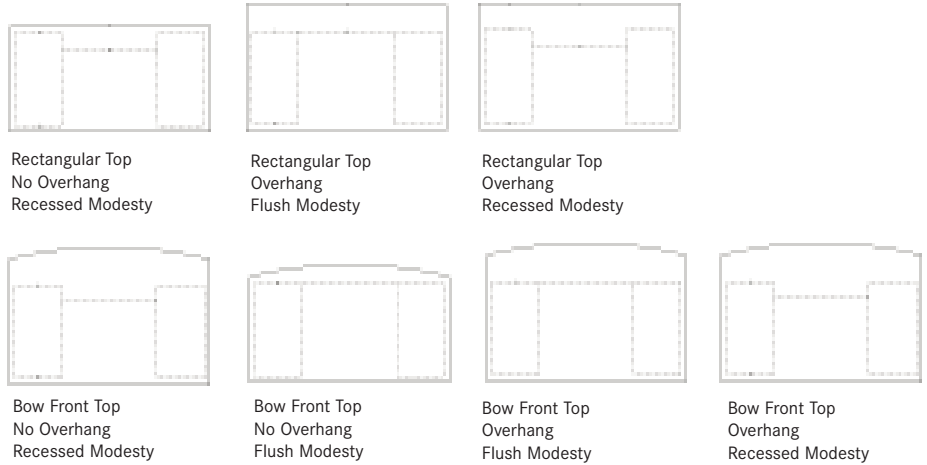
- 7** 9" Both
- 8** 9" Center



Pedestal Desks

Available as single or double pedestals, with rectangular or bow front tops installed flush or overhanging, with flush or recessed modesty panels. Drawers have pulls, gang locks and file bars. Pedestal bases have the Trilogy base detail on all four sides, adjustable levelers and plastic floor glides. Tops feature the Trilogy edge profile on all four sides. Note the various configurations available. Shipped assembled.

Desks have 18" w pedestals. Overhanging rectangular desks 29 1/2" d have 24 5/8" d pedestals and 36" d desks have 29 1/2" d pedestals. Overhanging bow front desks 36" d have 24 5/8" d pedestals and 42" d desks have 29 1/2" d pedestals.



Shell Desks

Available with flush or overhanging rectangular or bow front tops featuring the Trilogy profile on all four edges. All shell desks include levelers. Shipped assembled.

Gallery shell desks are standard with a full length rectangular transaction top. Inlay patterns are available on both transaction top and desk top. Gallery desks feature the Trilogy profile on all four edges of transaction top. The 41 3/4" h includes the 1 3/4" h transaction top. The transaction top is also available with an insert option for customer's own material. Gallery shell desks with transaction top (Series AM) includes the platform and wood edge frame for the customer's own material.

Corner Desks

Designed to connect u-bridges and return shells. The top features the Trilogy profile on all five edges. Includes levelers. Shipped assembled.

Credenzas

Available as full configurations with drawers and doors units, all credenzas include standard backs, pulls, gang locks, file bars and levelers. The top features the Trilogy profile on three edges. Units with door storage do not have wireways through the back panels. Shipped assembled.

Credenzas can be specified using modular components with or without a rear access panel. The access back panel provides accessibility to electrical and communication sources. These units can also be used with the power harness, standard grommet or the communication grommet.

U-Bridges

Primary height u-bridge tops have the Trilogy profile on front and rear edges and are coped on both ends for attachment of a single pedestal desk to a void credenza or corner desk. Includes levelers and necessary hardware for connection. Shipped knocked-down.

Taller 40" h u-bridges provide a primary height worksurface for use with a gallery shell desk. Gallery u-bridges are intended to be used only with other gallery height desks and credenzas.

Returns

Available in the primary height with the Trilogy profile on three edges and coped on the end for attachment to a single desk or corner desk. Pedestals for returns with storage are 15 7/8" w x 18 7/8" d and have levelers, locks, and necessary hardware for connection to desks. Return shells 18 7/8" d are not deep enough to support the use of pedestals.

Wood Access Back Panel



Pedestals and Laterals

Designed for use with tops to form credenzas and returns. Available with a standard back. All pedestals and laterals include pulls, gang locks and levelers. Door pedestals and laterals have one adjustable shelf and standard veneered back panels. Drawer pedestals and laterals are shipped with a drawer organizer and standard back panels are black hardwood.

The drawer filing system has been designed to maximize filing options for each standard drawer size. The combination of the file bars allow the user many configuration possibilities for letter, legal or A-4 filing. File bars are included. 15 $\frac{3}{8}$ " w pedestals cannot be used to build a credenza with back panels. A open back credenza is required for use with the 15 $\frac{3}{8}$ " w pedestal.

A special version of the two file drawer lateral includes an anti-tilt mechanism that prevents multiple drawers in the same unit from opening at the same time. The two file drawer lateral with anti-tilt must be specified when used as a single freestanding unit.

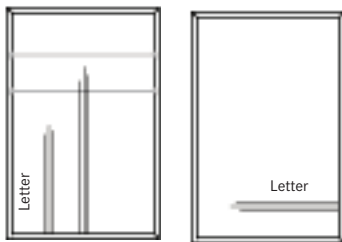
When two or more units are ganged and freestanding, the anti-tilt unit must be specified and used with counterweights. Specify counterweights separately. Counterweights are not necessary for single or multiple units used in workwalls or attached to other items.

A mobile pedestal on casters is available in the secondary height. Mobile pedestals include a finished back and top.

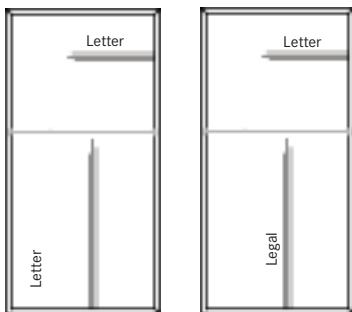
Pedestals: 15 $\frac{3}{8}$ " wide



18 $\frac{1}{2}$ " Depth

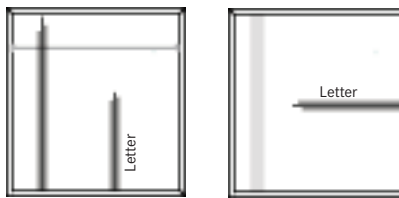


23 $\frac{3}{8}$ " Depth

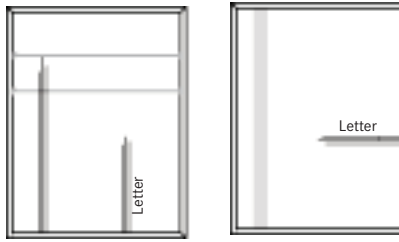


28 $\frac{3}{8}$ " Depth

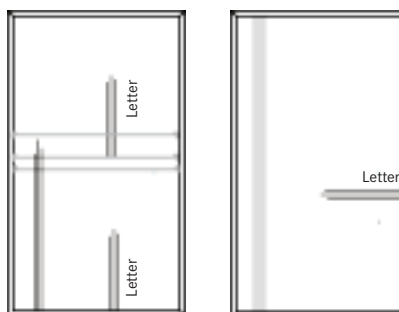
Pedestals: 18" wide



18 $\frac{1}{2}$ " Depth

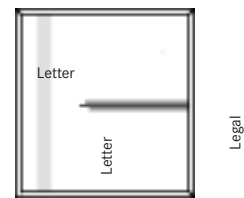


23 $\frac{3}{8}$ " Depth



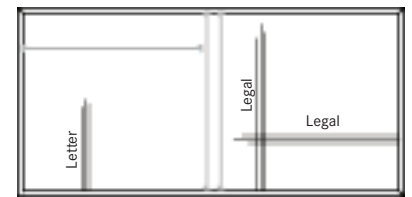
28 $\frac{3}{8}$ " Depth

Laterals: 30" wide



Center rails must not be removed.

Laterals: 36" wide



Center rails must not be removed.

Overheads

Available in single or double binder heights for wall mounting to structurally reinforced walls or stacking on top of credenzas. All overheads include a top cap and a cleat for mounting unit to the wall. The top cap is available in all three Trilogy profile styles. Overhead cabinets utilize a reverse bevel touch latch pull/hardware (code 2) on the bottom of the door. Task lighting must be specified separately.

Wall mount overheads include cleats for mounting the unit to the wall. Bernhardt Design is not liable for any damages resulting from improper field installation of wall mount overheads. The partition in a 42" w, 48" w or 54" w wall mount overhead case is located on the right side of the case. Tackboards for use with wall mount overheads are available separately. See page 29.

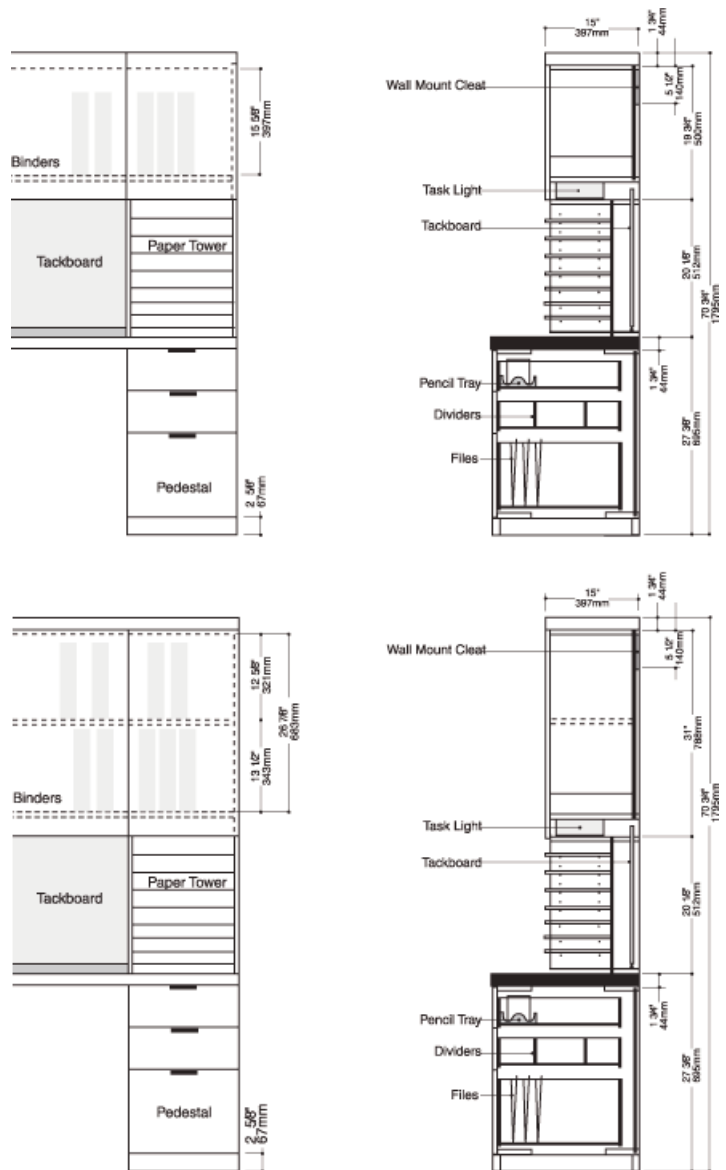
Credenza stack overheads can be specified with a tackboard panel. Specify fabric covering for tackboards separately. Reference Bernhardt Textiles catalog for pricing information regarding fabrics. Wood panel replacements for tackboard are also available. Stack overheads 42" - 72" wide have one partition, 84" - 108" wide have 2 partitions.

Doors are derived from standard sizes. All doors have concealed three-way adjustable hinges with an automatic closing feature. Overhead units can accommodate locks as a custom and will require an upcharge. When overheads have three doors, the odd door will be located on the right side and will open to the right.

Overhead Towers

Available in single or double binder height options in a combination of doors and shelves in heights to nest beside credenza stack units. Doors are hinged right or left. Tower doors utilize the self pull option (2) and the bottom of the door will have a carved contoured finger pull detail in lieu of a pull. Full and partial height upper doors will not have locks. Slim shelves made of injection molded plastic are utilized in specific overhead towers. All overhead towers have a top cap. The top cap is available in all three Trilogy profile styles. All horizontal shelves are adjustable.

Low tower overheads are designed to support in pairs a wall mount overhead and rests on top of a credenza. All low tower horizontal shelves are adjustable. Slim shelves are bowed and protrude 3/4" from the front edge of the tower. A specially designed tackboard for use with the low towers is available separately. Includes necessary hardware for attaching to wall mount overhead.



Tall Storage

Tall storage is available in single and double binder height options and in depths corresponding to credenza stack unit height and depths. Units can be ganged to form a storage wall. Units with box drawers include two adjustable dividers per drawer. Tall storage doors utilize the self pull option (2) with a carved contoured finger pull detail in lieu of a pull. All tall storage units have a top cap. The top cap is available in all three Trilogy profile styles.

Video units feature bi-fold doors that swing to side of the cabinet while in use. Video units are not available with inlay veneers. Locks are installed on bottom doors or drawers only. Includes a pullout swivel TV tray which extends 10". A 4-plug receptacle is located in the back of the case.

File Storage

Freestanding file units include an inlay top, an anti-tilt device, front base detail and the Trilogy edge profile on the front only for ease of ganging. Pulls, locks, file bars and levelers are included. If file storage units are used as freestanding units, or if two or more are ganged and freestanding, a counterweight must be used. Specify counterweights separately. See page 42.

Bookcases

Bookcase are available in three heights with one, two or three adjustable shelves. Bookcases have front base detail and top front shape only for ease of ganging.

Worksurface Tops

Peninsula tops are available as a bullet- or p-shaped top with profile on three sides with one short end coped or flat. Peninsula tops enable a T-configuration. Specify a metal support for use as support for peninsula tops.

Bridge and return tops enable L - or U - configuratons. Credenza tops range from the width of a single pedestal to a 10 foot long credenza top and are available in three depths.

Support Bases/Panels

A 4" round metal base is available in black for use with various tops.

End panels support the void end of a credenza with the opposite end supported by pedestals or laterals. End panels may also be used with pedestal tops in creating pedestal desks. Mid-support panels are used in long runs of credenza tops used to form T- configurations.

All support panels include necessary hardware for connection to top and adjacent panels. Levelers included.

Back Panels

Designed for a variety of needs. Fixed panels close the back of credenzas with or without end support panels. Access panels allow accessibility to electrical and communication sources. See page 7 for access panel information. Finished on inside only. All panels include necessary hardware for connection to top and adjacent panels. Fixed and access back panels do not accommodate use of 15 7/8" w pedestals in building credenzas. Use of this width pedestal requires open back credenzas.



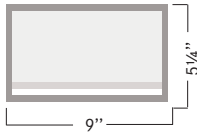
Communication Grommets

The communication grommet is inserted into a worksurface to allow the passage of wires through the surface to a power or communication source beneath. The units easily open to provide wire passage. Available in a standard 3" round, die cast zinc with black, brushed or polished chrome and brass finish, or a 9" length in brushed aluminum with wood veneer finish. The 9" communication grommet may be used in conjunction with the power module and with access back panels.

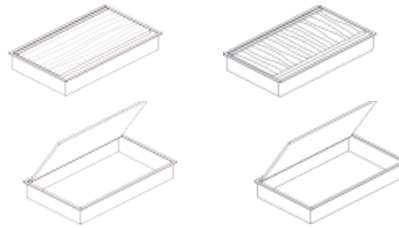
The position along the length of the top must be specified on the purchase order when ordering the worksurface top. When specifying the communication grommet in a worksurface, standard locations are left, right, both right and left, or center. See page 6 for grommet placement selections. The placement of a communication grommet must be in an open kneewell for maximum effectiveness and to provide clearance to access the power and communication devices. Custom locations may be accomplished by providing a sketch with dimensions with your request for quote and your purchase order. The exact placement of the grommet must be specified on the purchase order. Grommets cannot be changed or added after an order is acknowledged and entered into production.

NOTE: For field installation of the 3" grommet, a 2 1/2" diameter cutout is required.

9" Communication Grommet



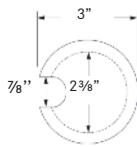
Communication Grommet Wood Veneer Finish Brushed Aluminum Frame



VFD Grain Long

VFE Grain Short

3" Standard Grommet



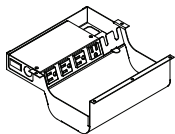
Standard Grommet Black, Brass, Polished or Brushed Chrome Finish



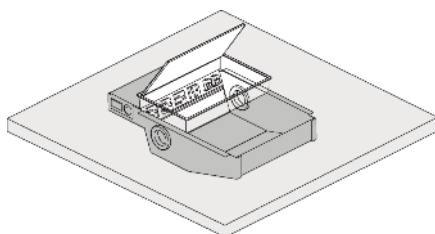
Power Module

The power module is an interconnect device for installation in a worksurface with the 9" communication grommet. The power module integrates the need for grounded convenient receptacles for electronic and communication needs. Each power module will include four grounded outlets with one rotated to accept a power brick transformer; 120 volt; 60 HZ; 15 amp with intergrated switch and breaker; 9' 14-gauge grounded plug. An adjustable capture bracket allows for communication or data wires to run directly from the wall. Overall size of power module is 9 1/8" w x 9 7/8" d x 2 5/8" h.

Power Module



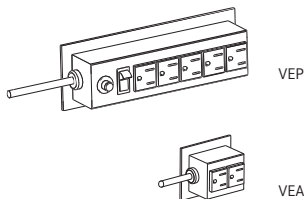
Power Module Installed in Worksurface



Power Harness

The Trilogy power harness is designed to work with the wood access back panel or as an independent component. The VEP harness consists of five grounded outlets, a 15 amp circuit breaker, a rocker switch and 9 feet of 15 amp power cord. The VEA harness consists of two grounded outlets that can be used for standard or dedicated power with a ten foot, 15 amp cord. Both units are UL listed and CSA certified for permanent installation. Rated for 120 volt, 60Hz at 15 amps.

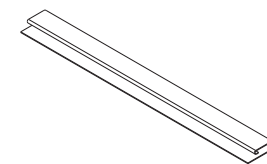
Power Harness



Wire Manager

A section of black vinyl that contains and routes wires under a worksurface. Mounting screws are included. Available in 24", 30" and 36" lengths.

Wire Manager



Wire Management Clip

A molded nylon component that screws to the bottom of a worksurface and holds 2 - 4 wires in place. Packaged in sets of four along with mounting screws. 1" w x 1" d x 7/8" h.

Wire Clip



Preferred Carrier Guaranteed Freight Rates

Freight charges will be applied to orders as a separate line item based on the zones listed. Rates are based on zones with a minimum for each zone. All zones are located within the Continental United States.

The freight amount is calculated on the total merchandise net price, excluding any extra discounts beyond standard net pricing. Additional freight fuel surcharges may apply. Rates are based on deliveries made Monday through Friday, 8 am until 5 pm.

All orders are shipped by Bernhardt Design company trucks or preferred carriers specified by Bernhardt Design. Dealer warehouse information, including phone number and contact name, must be specified on the purchase order.

Direct site deliveries may be requested with an additional freight cost. Requests for direct site deliveries must be made 2 weeks prior to the scheduled ship week and meet the following criteria:

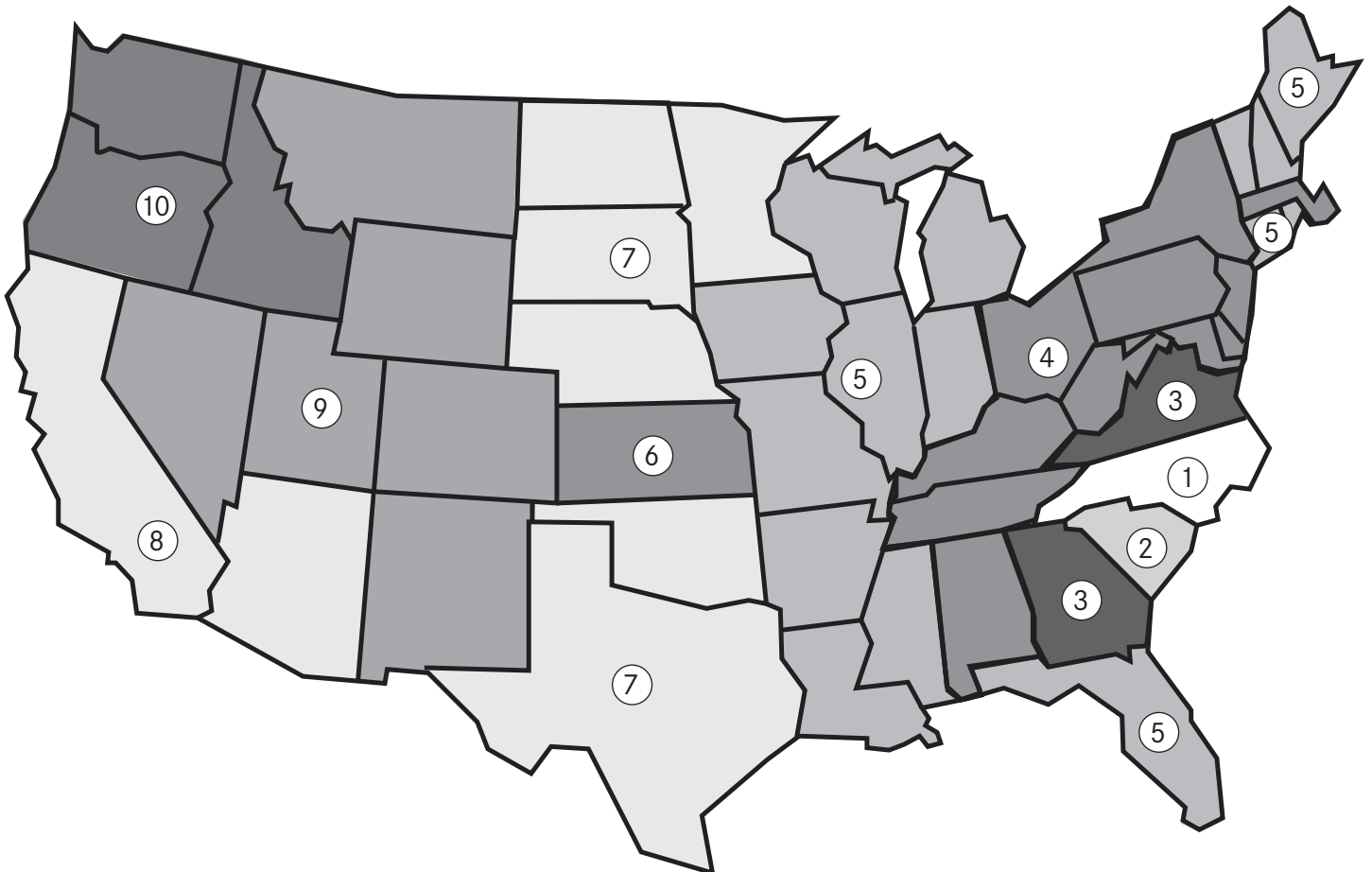
- Minimum of half truckload
- Delivery site accessible by a 53' trailer
- Complete delivery site address with contact name and on-site phone number
- Labor available for unloading




Deliveries that do not meet the criteria must be directed to a receiver warehouse. If a receiver warehouse is not available, the dealer may make arrangements with their own 3rd party carrier. If a 3rd party carrier is elected, a contact name, phone number and e-mail address is required.

Weekend direct site deliveries will incur a \$500 per trailer weekend delivery fee. Weekend is defined as between 5 pm Friday and 8 am Monday.





Zone	Minimum Charge	Freight Rate	Average Service Days
1	\$80	5%	2-4 Business Days
2	\$80	6%	2-4 Business Days
3	\$90	7%	3-5 Business Days
4	\$90	8%	5-7 Business Days
5	\$90	9%	6-9 Business Days
6	\$110	10%	6-9 Business Days
7	\$110	11%	7-10 Business Days
8	\$120	12%	8-12 Business Days
9	\$120	13%	8-12 Business Days
10	\$120	15%	10-15 Business Days

Note: Average Service Days excludes ship day.

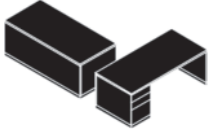
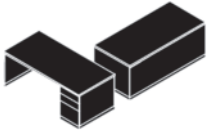
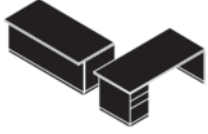



description	sku	w	d	h	weight	specifications	cherry	oak	walnut	inlay cherry	inlay maple
 <p>double pedestal desk rectangular top recessed modesty panel FF on left / BBF on right 2 locks</p>	A4S	66	36	29 1/8	390		\$ 6550			\$ 7081	
	A4R	72	36	29 1/8	400		6698			7241	
	A4Q	78	36	29 1/8	440		7087			7662	
 <p>double pedestal desk overhanging rectangular top flush modesty panel FF on left / BBF on right 2 locks</p>	A6S	66	36	29 1/8	415		5713			6176	
	A6R	72	36	29 1/8	430		5910			6389	
	A6Q	78	36	29 1/8	475		6300			6811	
 <p>double pedestal desk overhanging rectangular top recessed modesty panel FF on left / BBF on right 2 locks</p>	A8S	66	36	29 1/8	415		6206			6709	
	A8R	72	36	29 1/8	430		6499			7026	
	A8Q	78	36	29 1/8	475		6794			7345	


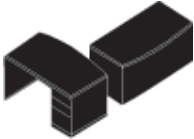

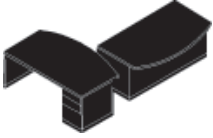
specification codes	series	sku	veneer	style	pull/hardware	wood finish	grommet placement
	T trilogy		J cherry E maple C oak 9 walnut I inlay maple K inlay cherry	F prologue R chorus T epic	2 self pull 3 black 4 polished chrome 5 brass 8 traditional	see page 6	1 3" left 2 3" right 3 3" both X none 3" grommet/\$73 each
	T						

description	sku	w	d	h	weight	specifications	cherry	oak	walnut	inlay cherry	inlay maple
 <p>double pedestal desk bow front top flush modesty panel FF on left / BBF on right 2 locks</p>	B2Y	66	36	29 1/8	370		\$ 6106			\$ 6601	
	B2W	72	36	29 1/8	380		6300			6811	
	B2R	72	42	29 1/8	400		6319			6831	
	B2Q	78	42	29 1/8	410		6703			7246	
 <p>double pedestal desk bow front top recessed modesty panel FF on left / BBF on right 2 locks</p>	B4Y	66	36	29 1/8	370		6698			7241	
	B4W	72	36	29 1/8	380		6892			7451	
	B4R	72	42	29 1/8	400		7087			7662	
	B4Q	78	42	29 1/8	410		7481			8087	
 <p>double pedestal desk overhanging bow front top flush modesty panel FF on left / BBF on right 2 locks</p>	B6Y	66	36	29 1/8	380		5910			6389	
	B6W	72	36	29 1/8	390		6106			6601	
	B6R	72	42	29 1/8	410		6300			6811	
	B6Q	78	42	29 1/8	420		6698			7241	
 <p>double pedestal desk overhanging bow front top recessed modesty panel FF on left / BBF on right 2 locks</p>	B8Y	66	36	29 1/8	380		6497			7024	
	B8W	72	36	29 1/8	390		6698			7241	
	B8R	72	42	29 1/8	410		6892			7451	
	B8Q	78	42	29 1/8	420		7285			7876	


specification codes	series	sku	veneer	style	pull/hardware	wood finish	grommet placement
	T trilogy		J cherry E maple C oak 9 walnut I inlay maple K inlay cherry	F prologue R chorus T epic	2 self pull 3 black 4 polished chrome 5 brass 8 traditional	see page 6	1 3" left 2 3" right 3 3" both X none 3" grommet/\$73 each
	T						


description	sku	w	d	h	weight	specifications	cherry	oak	walnut	inlay cherry	inlay maple
 <p>single pedestal desk rectangular top flush modesty panel BBF on left 1 lock</p>	AAS	66	36	29 1/8	325		\$ 4727			\$ 5110	
	AAR	72	36	29 1/8	335		4924			5323	
	AAQ	78	36	29 1/8	340		5318			5749	
 <p>single pedestal desk rectangular top flush modesty panel BBF on right 1 lock</p>	ABS	66	36	29 1/8	325		4727			5110	
	ABR	72	36	29 1/8	335		4924			5323	
	ABQ	78	36	29 1/8	340		5318			5749	
 <p>single pedestal desk overhanging rectangular top flush modesty panel BBF on left 1 lock</p>	AES	66	36	29 1/8	340		4531			4899	
	AER	72	36	29 1/8	350		4727			5110	
	AEQ	78	36	29 1/8	360		5122			5537	
 <p>single pedestal desk overhanging rectangular top flush modesty panel BBF on right 1 lock</p>	AFS	66	36	29 1/8	340		4531			4899	
	AFR	72	36	29 1/8	350		4727			5110	
	AFQ	78	36	29 1/8	360		5122			5537	

specification codes	series	sku	veneer	style	pull/hardware	wood finish	grommet placement
	T trilogy		J cherry E maple C oak 9 walnut I inlay maple K inlay cherry	F prologue R chorus T epic	2 self pull 3 black 4 polished chrome 5 brass 8 traditional	see page 6	1 3" left 2 3" right 3 3" both X none 3" grommet/\$73 each
	T						

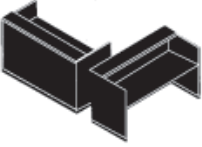
description	sku	w	d	h	weight	specifications	cherry	oak	walnut	inlay cherry	inlay maple
 <p>single pedestal desk bow front top flush modesty panel BBF on left 1 lock</p>	BAY	66	36	29 1/8	320		\$ 4727			\$ 5110	
	BAW	72	36	29 1/8	330		4924			5323	
	BAR	72	42	29 1/8	350		5122			5537	
	BAQ	78	42	29 1/8	360		5515			5962	
 <p>single pedestal desk bow front top flush modesty panel BBF on right 1 lock</p>	BBY	66	36	29 1/8	320		4727			5110	
	BBW	72	36	29 1/8	330		4924			5323	
	BBR	72	42	29 1/8	350		5122			5537	
	BBQ	78	42	29 1/8	360		5515			5962	
 <p>single pedestal desk overhanging bow front top flush modesty panel BBF on left 1 lock</p>	BEY	66	36	29 1/8	320		4727			5110	
	BEW	72	36	29 1/8	330		4924			5323	
	BER	72	42	29 1/8	350		5122			5537	
	BEQ	78	42	29 1/8	360		5515			5962	
 <p>single pedestal desk overhanging bow front top flush modesty panel BBF on right 1 lock</p>	BFY	66	36	29 1/8	320		4727			5110	
	BFW	72	36	29 1/8	330		4924			5323	
	BFR	72	42	29 1/8	350		5122			5537	
	BFQ	78	42	29 1/8	360		5515			5962	

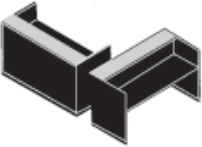
specification codes	series	sku	veneer	style	pull/hardware	wood finish	grommet placement
	T trilogy		J cherry E maple C oak 9 walnut I inlay maple K inlay cherry	F prologue R chorus T epic	2 self pull 3 black 4 polished chrome 5 brass 8 traditional	see page 6	1 3" left 2 3" right 3 3" both X none 3" grommet/\$73 each
	T						


description	sku	w	d	h	weight	specifications	cherry	inlay cherry
							maple	inlay maple
							oak	inlay cherry
							walnut	inlay maple
 <p>shell desk rectangular top flush modesty panel</p>	AJS	66	36	29 1/8	260		\$ 2545	\$ 2752
	AJR	72	36	29 1/8	270		2663	2879
	AJQ	78	36	29 1/8	280		2758	2982


 <p>shell desk overhanging rectangular top flush modesty panel</p>	AKS	66	36	29 1/8	270		2446	2645
	AKR	72	36	29 1/8	280		2561	2769
	AKQ	78	36	29 1/8	290		2663	2879


specification codes	series	sku	veneer	style	pull/hardware	wood finish	grommet placement
	T trilogy		J cherry E maple C oak 9 walnut I inlay maple K inlay cherry	F prologue R chorus T epic	X none	see page 6	1 3" left 2 3" right 3 3" both X none 3" grommet/\$73 each
	T				X		


description	sku	w	d	h	weight	specifications	cherry	oak	inlay cherry
							maple	walnut	inlay maple
 <p>gallery shell desk wood transaction top</p>	ALZ	60	30	41 3/4	240	59 1/4w x 11 5/8d x 5/8h	\$ 3169		\$ 3426
	ALY	66	30	41 3/4	250	65 1/4w x 11 5/8d x 5/8h	3311		3580
	ALW	72	30	41 3/4	260	71 1/4w x 11 5/8d x 5/8h	3428		3706
	ALS	66	36	41 3/4	270	65 1/4w x 11 5/8d x 5/8h	3428		3706
	ALR	72	36	41 3/4	280	71 1/4w x 11 5/8d x 5/8h	3549		3837
	ALQ	78	36	41 3/4	290	77 1/4w x 11 5/8d x 5/8h	3647		3943
	ALP	84	36	41 3/4	300	83 1/4w x 11 5/8d x 5/8h	3841		4153

 <p>gallery shell desk transaction top with provision for customer's own material</p>	AMZ	60	30	41 3/4	230	59 1/4w x 11 5/8d x 5/8h	3169		3426
	AMY	66	30	41 3/4	240	65 1/4w x 11 5/8d x 5/8h	3311		3580
	AMW	72	30	41 3/4	250	71 1/4w x 11 5/8d x 5/8h	3428		3706
	AMS	66	36	41 3/4	260	65 1/4w x 11 5/8d x 5/8h	3428		3706
	AMR	72	36	41 3/4	270	71 1/4w x 11 5/8d x 5/8h	3549		3837
	AMQ	78	36	41 3/4	280	77 1/4w x 11 5/8d x 5/8h	3647		3943
	AMP	84	36	41 3/4	290	83 1/4w x 11 5/8d x 5/8h	3841		4153








 <p>gallery u-bridge primary height</p>	GG9	43	20 1/8	40	60		1735		1876
	GG8	49	20 1/8	40	70		1774		1918
	GG1	37	25 1/8	40	80		1756		1899
	GG5	43	25 1/8	40	90		1813		1960
	GG4	49	25 1/8	40	100		1867		2019

 <p>gallery shell credenza</p>	KK1	60	20 1/8	40	230		2506		2709
	KK2	60	25 1/8	40	240		2601		2812
	KK3	72	20 1/8	40	250		2696		2915
	KK4	72	25 1/8	40	260		2792		3019
	KKA	84	20 1/8	40	265		2828		3058
	KKT	84	25 1/8	40	270		2878		3112
	KK5	90	20 1/8	40	270		2978		3220
	KK6	90	25 1/8	40	280		3072		3321
KK7	108	20 1/8	40	290		3263		3528	
KK8	108	25 1/8	40	300		3356		3628	

 <p>gallery return shell primary height left unit</p>	HG9	43	20 1/8	40	130		2565		2773
	HG8	49	20 1/8	40	140		2624		2837

 <p>gallery return shell primary height right unit</p>	HH9	43	20 1/8	40	130		2565		2773
	HH8	49	20 1/8	40	140		2624		2837

specification codes	series	sku	veneer	style	pull/hardware	wood finish	grommet placement
	T trilogy		J cherry E maple C oak Q walnut I inlay maple K inlay cherry	F prologue R chorus T epic	X none	see page 6	1 3" left 2 3" right 3 3" both 4 3" center X none 5 9" left 6 9" right 7 9" both 8 9" center
	T				X		3" grommet/\$73 each 9" grommet specify separately see page 38

description	sku	w	d	h	weight	specifications	cherry	inlay cherry
							maple	inlay maple
							oak	walnut
 return with storage primary height FF on left 1 lock	HAL	43	23 $\frac{3}{8}$	29 $\frac{1}{8}$	125		\$ 3129	\$ 3383
	HAK	49	23 $\frac{3}{8}$	29 $\frac{1}{8}$	150		3186	3445
 return with storage primary height FF on right 1 lock	HBL	43	23 $\frac{3}{8}$	29 $\frac{1}{8}$	125		3129	3383
	HBK	49	23 $\frac{3}{8}$	29 $\frac{1}{8}$	150		3186	3445
 return shell primary height left unit specify pull/hardware code X	HCU	43	18 $\frac{3}{8}$	29 $\frac{1}{8}$	120		1935	2092
	HCT	49	18 $\frac{3}{8}$	29 $\frac{1}{8}$	130		1991	2153
 return shell primary height right unit specify pull/hardware code X	HDU	43	18 $\frac{3}{8}$	29 $\frac{1}{8}$	120		1935	2092
	HDT	49	18 $\frac{3}{8}$	29 $\frac{1}{8}$	130		1991	2153
 u-bridge primary height specify pull/hardware code X	GAU	43	18 $\frac{3}{8}$	29 $\frac{1}{8}$	50		1264	1367
	GAT	49	18 $\frac{3}{8}$	29 $\frac{1}{8}$	60		1322	1430
	GAM	37	23 $\frac{3}{8}$	29 $\frac{1}{8}$	70		1306	1412
	GAL	43	23 $\frac{3}{8}$	29 $\frac{1}{8}$	80		1362	1473
	GAK	49	23 $\frac{3}{8}$	29 $\frac{1}{8}$	100		1415	1530
  corner desk	F1N	42	42	29 $\frac{1}{8}$	300	23 $\frac{3}{8}$ left, 23 $\frac{3}{8}$ right	2467	2667
	F2N	42	42	29 $\frac{1}{8}$	300	18 $\frac{3}{8}$ left, 18 $\frac{3}{8}$ right	2467	2667
	F3N	42	42	29 $\frac{1}{8}$	300	18 $\frac{3}{8}$ left, 23 $\frac{3}{8}$ right	2366	2558
	F4M	48	42	29 $\frac{1}{8}$	350	28 $\frac{3}{8}$ left, 23 $\frac{3}{8}$ right	2741	2964
	FCN	42	42	29 $\frac{1}{8}$	300	18 $\frac{3}{8}$ right, 23 $\frac{3}{8}$ left	2366	2558
	FDM	48	42	29 $\frac{1}{8}$	350	28 $\frac{3}{8}$ right, 23 $\frac{3}{8}$ left	2741	2964

specification codes

series

T trilogy

T

sku

veneer

- J cherry
- E maple
- C oak
- Q walnut
- T inlay maple
- K inlay cherry

style

- F prologue
- R chorus
- T epic

pull/hardware

- 2 self pull
- 3 black
- 4 polished chrome
- 5 brass
- 8 traditional
- X none


wood finish


see page 6


grommet placement


- 1 3" left
- 5 9" left
- 2 3" right
- 6 9" right
- 3 3" both
- 7 9" both
- 4 3" center
- 8 9" center
- X none


3" grommet/\$73 each
 9" grommet specify separately
 see page 38

description	sku	w	d	h	weight	specifications	cherry	oak	walnut	inlay cherry	inlay maple
 <p>full credenza 60w (2) 30" FF 72w (2) 36" FF 90w (3) 30" FF 108w (3) 36" FF</p>	IAZ	60	18 ⁷ / ₈	29 ¹ / ₈	320	2 locks	\$ 4993				\$ 5398
	IAP	60	23 ³ / ₈	29 ¹ / ₈	340	2 locks	5087				5500
	IAW	72	18 ⁷ / ₈	29 ¹ / ₈	340	2 locks	5370				5805
	IAM	72	23 ³ / ₈	29 ¹ / ₈	360	2 locks	5464				5907
	IAT	90	18 ⁷ / ₈	29 ¹ / ₈	380	3 locks	6875				7432
	IAJ	90	23 ³ / ₈	29 ¹ / ₈	400	3 locks	6975				7540
	IAQ	108	18 ⁷ / ₈	29 ¹ / ₈	420	3 locks	7628				8246
	IAG	108	23 ³ / ₈	29 ¹ / ₈	440	3 locks	7722				8348

 <p>full credenza 60w (2) 30" BD 72w (2) 36" BD 90w (3) 30" BD 108w (3) 36" BD</p>	ICZ	60	18 ⁷ / ₈	29 ¹ / ₈	320	4 locks	4898				5295
	ICP	60	23 ³ / ₈	29 ¹ / ₈	340	4 locks	4993				5398
	ICW	72	18 ⁷ / ₈	29 ¹ / ₈	340	4 locks	5087				5500
	ICM	72	23 ³ / ₈	29 ¹ / ₈	360	4 locks	5181				5601
	ICT	90	18 ⁷ / ₈	29 ¹ / ₈	380	6 locks	6781				7331
	ICJ	90	23 ³ / ₈	29 ¹ / ₈	400	6 locks	6875				7432
	ICQ	108	18 ⁷ / ₈	29 ¹ / ₈	420	6 locks	7535				8146
	ICG	108	23 ³ / ₈	29 ¹ / ₈	440	6 locks	7628				8246

 <p>full credenza 60w (2) 30" D 72w (2) 36" D 90w (3) 30" D 108w (3) 36" D</p>	IEZ	60	18 ⁷ / ₈	29 ¹ / ₈	320	2 locks	4803				5193
	IEP	60	23 ³ / ₈	29 ¹ / ₈	340	2 locks	4898				5295
	IEW	72	18 ⁷ / ₈	29 ¹ / ₈	340	2 locks	5181				5601
	IEM	72	23 ³ / ₈	29 ¹ / ₈	360	2 locks	5274				5702
	IET	90	18 ⁷ / ₈	29 ¹ / ₈	380	3 locks	6687				7229
	IEJ	90	23 ³ / ₈	29 ¹ / ₈	400	3 locks	6781				7331
	IEQ	108	18 ⁷ / ₈	29 ¹ / ₈	420	3 locks	7441				8044
	IEG	108	23 ³ / ₈	29 ¹ / ₈	440	3 locks	7535				8146

 <p>full credenza 72w (2) 18" FF, (1) 36" D 90w (2) 30" FF, (1) 30" D 108w (2) 36" FF, (1) 36" D</p>	IIW	72	18 ⁷ / ₈	29 ¹ / ₈	340	3 locks	6592				7126
	IIM	72	23 ³ / ₈	29 ¹ / ₈	360	3 locks	6687				7229
	IIT	90	18 ⁷ / ₈	29 ¹ / ₈	380	3 locks	6742				7289
	IIJ	90	23 ³ / ₈	29 ¹ / ₈	400	3 locks	6840				7395
	IIQ	108	18 ⁷ / ₈	29 ¹ / ₈	420	3 locks	7496				8104
	IIG	108	23 ³ / ₈	29 ¹ / ₈	440	3 locks	7591				8206

 <p>full credenza 72w (2) 18" BBF, (1) 36" D</p>	IKW	72	18 ⁷ / ₈	29 ¹ / ₈	340	3 locks	6592				7126
	IKM	72	23 ³ / ₈	29 ¹ / ₈	360	3 locks	6687				7229

specification codes

series

T trilogy

T

sku

veneer

- J cherry
- E maple
- C oak
- 9 walnut
- I inlay maple
- K inlay cherry

style

- F prologue
- R chorus
- T epic

pull/hardware

- 2 self pull
- 3 black
- 4 polished chrome
- 5 brass
- 8 traditional


wood finish

see page 6






grommet placement

- 1 3" left
- 2 3" right
- 3 3" both
- X none







3" grommet/\$73 each

description	sku	w	d	h	weight	specifications	cherry	oak	inlay cherry
							maple	walnut	inlay maple
 shell credenza	KAA	36	19 ⁵ / ₈	29 ¹ / ₈	140		\$ 1849		\$ 1999
	KAB	36	24 ⁵ / ₈	29 ¹ / ₈	150		1867		2019
	KAC	42	19 ⁵ / ₈	29 ¹ / ₈	160		1886		2039
	KAD	42	24 ⁵ / ₈	29 ¹ / ₈	170		1907		2062
	KAE	48	19 ⁵ / ₈	29 ¹ / ₈	180		1924		2080
	KAF	48	24 ⁵ / ₈	29 ¹ / ₈	190		1941		2099
	KAH	54	19 ⁵ / ₈	29 ¹ / ₈	200		1962		2121
	KAL	54	24 ⁵ / ₈	29 ¹ / ₈	210		1978		2139
	KAZ	60	19 ⁵ / ₈	29 ¹ / ₈	220		2001		2164
	KAP	60	24 ⁵ / ₈	29 ¹ / ₈	230		2058		2225
	KAW	72	19 ⁵ / ₈	29 ¹ / ₈	240		2187		2365
	KAM	72	24 ⁵ / ₈	29 ¹ / ₈	250		2246		2428
	KAN	84	19 ⁵ / ₈	29 ¹ / ₈	255		2377		2570
	KAR	84	24 ⁵ / ₈	29 ¹ / ₈	260		2433		2631
	KAT	90	19 ⁵ / ₈	29 ¹ / ₈	260		2471		2672
	KAJ	90	24 ⁵ / ₈	29 ¹ / ₈	270		2527		2732
	KAQ	108	19 ⁵ / ₈	29 ¹ / ₈	280		2752		2975
KAG	108	24 ⁵ / ₈	29 ¹ / ₈	290		2809		3037	


specification codes	series	sku	veneer	style	pull/hardware	wood finish	grommet placement
	<input type="checkbox"/> trilogy		<input type="checkbox"/> cherry <input type="checkbox"/> maple <input type="checkbox"/> oak <input type="checkbox"/> walnut <input type="checkbox"/> inlay maple <input type="checkbox"/> inlay cherry	<input type="checkbox"/> prologue <input type="checkbox"/> chorus <input type="checkbox"/> epic	<input checked="" type="checkbox"/> none	see page 6	<input type="checkbox"/> 3" left <input type="checkbox"/> 3" right <input type="checkbox"/> 3" both <input checked="" type="checkbox"/> none 3" grommet/\$73 each
	<input type="checkbox"/>	<input type="checkbox"/>	<input type="checkbox"/>	<input type="checkbox"/>	<input checked="" type="checkbox"/>	<input type="checkbox"/>	<input type="checkbox"/>


	description	sku	w	d	h	weight	specifications	price
	door pedestal hinged on left primary height 1 adjustable shelf 1 lock specify top separately	MDV	15 ⁷ / ₈	18 ⁷ / ₈	27 ³ / ₄	90		\$ 1512
		MDU	15 ⁷ / ₈	23 ⁷ / ₈	27 ³ / ₄	100		1558
		MDR	18	18 ⁷ / ₈	27 ³ / ₄	90		1558
		MDQ	18	23 ⁷ / ₈	27 ³ / ₄	105		1603
	door pedestal hinged on right primary height 1 adjustable shelf 1 lock specify top separately	MFV	15 ⁷ / ₈	18 ⁷ / ₈	27 ³ / ₈	90		1512
		MFU	15 ⁷ / ₈	23 ⁷ / ₈	27 ³ / ₈	100		1558
		MFR	18	18 ⁷ / ₈	27 ³ / ₈	90		1558
		MFQ	18	23 ⁷ / ₈	27 ³ / ₈	105		1603
	drawer pedestal FF primary height drawer organizer 1 lock specify top separately	MHV	15 ⁷ / ₈	18 ⁷ / ₈	27 ³ / ₈	90		1746
		MHU	15 ⁷ / ₈	23 ⁷ / ₈	27 ³ / ₈	100		1792
		MHT	15 ⁷ / ₈	28 ⁷ / ₈	27 ³ / ₈	120		1842
		MHR	18	18 ⁷ / ₈	27 ³ / ₈	90		1792
		MHQ	18	23 ⁷ / ₈	27 ³ / ₈	100		1842
		MHP	18	28 ⁷ / ₈	27 ³ / ₈	120		1888
	drawer pedestal BBF primary height drawer organizer 1 lock specify top separately	MJV	15 ⁷ / ₈	18 ⁷ / ₈	27 ³ / ₈	90		1792
		MJU	15 ⁷ / ₈	23 ⁷ / ₈	27 ³ / ₈	100		1842
		MJT	15 ⁷ / ₈	28 ⁷ / ₈	27 ³ / ₈	120		1888
		MJR	18	18 ⁷ / ₈	27 ³ / ₈	90		1842
		MJQ	18	23 ⁷ / ₈	27 ³ / ₈	100		1888
		MJP	18	28 ⁷ / ₈	27 ³ / ₈	120		1935
	mobile drawer pedestal PBF pedestal with casters finished back and top 1 lock	L3R	18	18 ⁷ / ₈	26 ¹ / ₂	90		2640

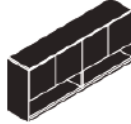
specification codes	series	sku	veneer	style	pull/hardware	wood finish	grommet placement
	<input type="checkbox"/> T trilogy		<input type="checkbox"/> J cherry <input type="checkbox"/> E maple <input type="checkbox"/> C oak <input type="checkbox"/> W walnut	<input checked="" type="checkbox"/> X none	<input type="checkbox"/> 2 self pull <input type="checkbox"/> 3 black <input type="checkbox"/> 4 polished chrome <input type="checkbox"/> 5 brass <input type="checkbox"/> 8 traditional <input checked="" type="checkbox"/> X none	see page 6	<input checked="" type="checkbox"/> X none
	<input type="checkbox"/> T	<input type="checkbox"/> <input type="checkbox"/> <input type="checkbox"/>	<input type="checkbox"/>	<input checked="" type="checkbox"/> X	<input type="checkbox"/>	<input type="checkbox"/> <input type="checkbox"/> <input type="checkbox"/>	<input checked="" type="checkbox"/> X

	description	sku	w	d	h	weight	specifications	price
	door lateral two doors 1 adjustable shelf specify top separately 1 lock	NDM	30	18 ³ / ₈	27 ³ / ₈	130		\$ 2030
		NDL	30	23 ³ / ₈	27 ³ / ₈	140		2075
		NDK	36	18 ³ / ₈	27 ³ / ₈	140		2075
		NDJ	36	23 ³ / ₈	27 ³ / ₈	150		2121
	drawer lateral FF adjustable drawer panels specify top separately 1 lock	NHM	30	18 ³ / ₈	27 ³ / ₈	130		2171
		NHL	30	23 ³ / ₈	27 ³ / ₈	140		2218
		NHK	36	18 ³ / ₈	27 ³ / ₈	140		2218
		NHJ	36	23 ³ / ₈	27 ³ / ₈	150		2218
	door/drawer lateral BBF adjustable drawer panels specify top separately 1 lock	NJM	30	18 ³ / ₈	27 ³ / ₈	200		2218
		NJL	30	23 ³ / ₈	27 ³ / ₈	210		2263
		NJK	36	18 ³ / ₈	27 ³ / ₈	210		2263
		NJJ	36	23 ³ / ₈	27 ³ / ₈	220		2312
	drawer lateral FF with anti-tilt device use for freestanding units if two or more are ganged and freestanding a counterweight must be used specify counterweight separately specify top separately 1 lock	N9M	30	18 ³ / ₈	27 ³ / ₈	195		2594
		N9L	30	23 ³ / ₈	27 ³ / ₈	205		2640
		N9K	36	18 ³ / ₈	27 ³ / ₈	205		2640
		N9J	36	23 ³ / ₈	27 ³ / ₈	215		2688
	counterweight 1/2" steel plate use with FF laterals when ganged and used as freestanding units specify series code C specify veneer code X specify pull/hardware code X	P6Z	28 ¹ / ₂	12	1/2	65		201
		P6Y	34 ³ / ₈	12	1/2	80		244
	open lateral 1 adjustable shelf specify top separately specify veneer code X specify pull/hardware code X	NBM	30	18 ³ / ₈	27 ³ / ₈	130		1558
		NBL	30	23 ³ / ₈	27 ³ / ₈	140		1603
		NBK	36	18 ³ / ₈	27 ³ / ₈	140		1603
		NBJ	36	23 ³ / ₈	27 ³ / ₈	150		1653


specification codes	series	sku	veneer	style	pull/hardware	wood finish	grommet placement
	<input type="checkbox"/> T trilogy <input type="checkbox"/> C accessories		<input type="checkbox"/> J cherry <input type="checkbox"/> E maple <input type="checkbox"/> C oak <input type="checkbox"/> W walnut <input type="checkbox"/> X none	<input checked="" type="checkbox"/> X none	<input type="checkbox"/> 2 self pull <input type="checkbox"/> 3 black <input type="checkbox"/> 4 polished chrome <input type="checkbox"/> 5 brass <input type="checkbox"/> 8 traditional <input type="checkbox"/> X none	see page 6	<input checked="" type="checkbox"/> X none
				<input checked="" type="checkbox"/> X			<input checked="" type="checkbox"/> X


description	sku	w	d	h	weight	specifications	price
 <p>door overhead wall mount single binder height</p>	O3Z	30	15	21½	160	0 partitions 2 doors	\$ 1935
	O3Y	36	15	21½	170	0 partitions 2 doors	2121
	O3X	42	15	21½	180	1 partition 3 doors	2312
	O3W	48	15	21½	190	1 partition 3 doors	2783
	O3V	54	15	21½	200	1 partition 3 doors	2968
	O3U	60	15	21½	210	1 partition 4 doors	3160
	O3T	66	15	21½	220	1 partition 4 doors	3346
	O3S	72	15	21½	230	1 partition 4 doors	3534
	O3R	78	15	21½	240	1 partition 4 doors	3724
	O3Q	84	15	21½	250	2 partitions 6 doors	4196
	O3P	90	15	21½	260	2 partitions 6 doors	4382
	O3O	96	15	21½	270	2 partitions 6 doors	4573
	O32	102	15	21½	280	2 partitions 6 doors	4746
	O3N	108	15	21½	290	2 partitions 6 doors	4946


 <p>door overhead wall mount double binder height 1 adjustable shelf</p>	O3M	30	15	32¾	320	0 partitions 2 doors	2609
	O3L	36	15	32¾	330	0 partitions 2 doors	2800
	O3K	42	15	32¾	340	1 partition 3 doors	2991
	O3J	48	15	32¾	350	1 partition 3 doors	4042
	O3I	54	15	32¾	360	1 partition 3 doors	4230
	O3H	60	15	32¾	370	1 partition 4 doors	4418
	O3G	66	15	32¾	380	1 partition 4 doors	4607
	O3F	72	15	32¾	390	1 partition 4 doors	4796
	O3E	78	15	32¾	400	1 partition 4 doors	4984
	O3D	84	15	32¾	410	2 partitions 6 doors	5850
	O3C	90	15	32¾	420	2 partitions 6 doors	6036
	O3B	96	15	32¾	430	2 partitions 6 doors	6224
	O33	102	15	32¾	440	2 partitions 6 doors	6397
	O3A	108	15	32¾	450	2 partitions 6 doors	6602

 <p>door/open overhead wall mount double binder height</p>	O4M	30	15	32¾	220	0 partitions 2 doors	2498
	O4L	36	15	32¾	230	0 partitions 2 doors	2688
	O4K	42	15	32¾	240	1 partition 3 doors	2878
	O4J	48	15	32¾	250	1 partition 3 doors	3817
	O4I	54	15	32¾	260	1 partition 3 doors	4007
	O4H	60	15	32¾	270	1 partition 4 doors	4195
	O4G	66	15	32¾	280	1 partition 4 doors	4382
	O4F	72	15	32¾	290	1 partition 4 doors	4573
	O4E	78	15	32¾	300	1 partition 4 doors	4757
	O4D	84	15	32¾	310	2 partitions 6 doors	5510
	O4C	90	15	32¾	320	2 partitions 6 doors	5699
	O4B	96	15	32¾	330	2 partitions 6 doors	5888
	O43	102	15	32¾	340	2 partitions 6 doors	6060
	O4A	108	15	32¾	350	2 partitions 6 doors	6265

specification codes	series	sku	veneer	style	pull/hardware	wood finish	grommet placement
	<input type="checkbox"/> trilogy		<input type="checkbox"/> cherry <input type="checkbox"/> maple <input type="checkbox"/> oak <input type="checkbox"/> walnut	<input type="checkbox"/> prologue <input type="checkbox"/> chorus <input type="checkbox"/> epic	<input type="checkbox"/> self pull	see page 6	<input checked="" type="checkbox"/> none
	<input type="checkbox"/>	<input type="checkbox"/>	<input type="checkbox"/>	<input type="checkbox"/>	<input type="checkbox"/>	<input type="checkbox"/>	<input type="checkbox"/>
	<input type="checkbox"/>	<input type="checkbox"/>	<input type="checkbox"/>	<input type="checkbox"/>	<input type="checkbox"/>	<input type="checkbox"/>	<input type="checkbox"/>

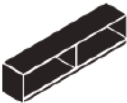
	description	sku	w	d	h	weight	specifications	price
	door overhead with tackboard	PBZ	30	15	41½	210	0 partitions 2 doors ydg. 1.0	\$ 4042
		PBY	36	15	41½	230	0 partitions 2 doors ydg. 1.2	4261
		PBX	42	15	41½	250	1 partition 3 doors ydg. 1.4	4475
	credenza stack	PBW	48	15	41½	270	1 partition 3 doors ydg. 1.6	4788
	single binder height	PBV	54	15	41½	290	1 partition 3 doors ydg. 1.8	5005
	wood panel also available	PBU	60	15	41½	300	1 partition 4 doors ydg. 1.9	5216
		PBT	66	15	41½	310	1 partition 4 doors ydg. 2.1	5437
		PBS	72	15	41½	320	1 partition 4 doors ydg. 2.3	5650
		PBR	78	15	41½	330	1 partitions 4 doors ydg. 2.4	5867
		PBQ	84	15	41½	340	2 partitions 6 doors ydg. 2.6	6172
		PBP	90	15	41½	350	2 partitions 6 doors ydg. 2.9	6394
		PBO	96	15	41½	360	2 partitions 6 doors ydg. 3.0	6632
		PB2	102	15	41½	370	2 partitions 6 doors ydg. 3.1	6738
		PBN	108	15	41½	380	2 partitions 6 doors ydg. 3.3	6883


	door overhead with tackboard	PBM	30	15	53	245	0 partitions 2 doors ydg. 1.0	4721
		PBL	36	15	53	255	0 partitions 2 doors ydg. 1.2	4938
		PBK	42	15	53	265	1 partition 3 doors ydg. 1.4	5154
	credenza stack	PBJ	48	15	53	275	1 partition 3 doors ydg. 1.6	6048
	double binder height	PBI	54	15	53	285	1 partition 3 doors ydg. 1.8	6265
	wood panel also available	PBH	60	15	53	295	1 partition 4 doors ydg. 1.9	6462
		PBG	66	15	53	305	1 partition 4 doors ydg. 2.1	6699
		PBF	72	15	53	315	1 partition 4 doors ydg. 2.3	6825
		PBE	78	15	53	325	1 partition 4 doors ydg. 2.4	7130
		PBD	84	15	53	335	2 partitions 6 doors ydg. 2.6	7832
		PBC	90	15	53	345	2 partitions 6 doors ydg. 2.9	8052
		PBB	96	15	53	350	2 partitions 6 doors ydg. 3.0	8287
		PB3	102	15	53	360	2 partitions 6 doors ydg. 3.1	8380
		PBA	108	15	53	370	2 partitions 6 doors ydg. 3.3	8539

	door/open overhead with tackboard	PDM	30	15	53	265	0 partition 2 doors ydg. 1.0	5183
		PDL	36	15	53	275	0 partition 2 doors ydg. 1.2	5010
		PKD	42	15	53	285	1 partition 3 doors ydg. 1.4	5230
	credenza stack	PDJ	48	15	53	295	1 partition 3 doors ydg. 1.6	5819
	double binder height	PDI	54	15	53	305	1 partition 3 doors ydg. 1.8	6525
	wood panel also available	PDH	60	15	53	315	1 partition 4 doors ydg. 1.9	6254
		PDG	66	15	53	325	1 partition 4 doors ydg. 2.1	6471
		PDF	72	15	53	335	1 partition 4 doors ydg. 2.3	6687
		PDE	78	15	53	345	1 partition 4 doors ydg. 2.4	6905
		PDD	84	15	53	355	2 partitions 6 doors ydg. 2.6	7496
		PDC	90	15	53	365	2 partitions 6 doors ydg. 2.9	7713
		PDB	96	15	53	375	2 partitions 6 doors ydg. 3.0	7928
		PD3	102	15	53	385	2 partitions 6 doors ydg. 3.1	8164
		PDA	108	15	53	395	2 partitions 6 doors ydg. 3.3	8380

specification codes


series	sku	veneer	style	pull/hardware	wood finish	grommet placement
<input type="checkbox"/> T trilogy		<input type="checkbox"/> J cherry <input type="checkbox"/> E maple <input type="checkbox"/> C oak <input type="checkbox"/> W walnut	<input type="checkbox"/> F prologue <input type="checkbox"/> R chorus <input type="checkbox"/> T epic	<input type="checkbox"/> 2 self pull	see page 6	<input checked="" type="checkbox"/> X none
<input type="checkbox"/> T	<input type="checkbox"/>	<input type="checkbox"/>	<input type="checkbox"/>	<input type="checkbox"/> 2	<input type="checkbox"/>	<input type="checkbox"/> X


description	sku	w	d	h	weight	specifications	price
 <p>open overhead wall mount single binder height</p>	O2Z	30	15	21½	170	0 partitions	\$ 1181
	O2Y	36	15	21½	190	0 partitions	1369
	O2X	42	15	21½	200	1 partition	1558
	O2W	48	15	21½	220	1 partition	1742
	O2V	54	15	21½	240	1 partition	1935
	O2U	60	15	21½	260	1 partition	2121
	O2T	66	15	21½	280	1 partition	2312
	O2S	72	15	21½	300	1 partition	2498
	O2R	78	15	21½	320	1 partition	2688
	O2Q	84	15	21½	340	2 partitions	2878
	O2P	90	15	21½	360	2 partitions	3064
	O2O	96	15	21½	380	2 partitions	3255
	O22	102	15	21½	390	2 partitions	3433
	O2N	108	15	21½	420	2 partitions	3630

 <p>open overhead wall mount double binder height</p>	O2M	30	15	32¾	260	0 partitions	1935
	O2L	36	15	32¾	270	0 partitions	2121
	O2K	42	15	32¾	280	1 partition	2312
	O2J	48	15	32¾	290	1 partition	2783
	O2I	54	15	32¾	300	1 partition	2968
	O2H	60	15	32¾	310	1 partition	3157
	O2G	66	15	32¾	320	1 partition	3346
	O2F	72	15	32¾	330	1 partition	3535
	O2E	78	15	32¾	340	1 partition	3724
	O2D	84	15	32¾	360	2 partitions	4196
	O2C	90	15	32¾	380	2 partitions	4382
	O2B	96	15	32¾	400	2 partitions	4572
	O23	102	15	32¾	420	2 partitions	4745
	O2A	108	15	32¾	440	2 partitions	4946

specification codes

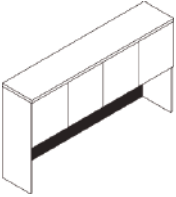
series	sku	veneer	style	pull/hardware	wood finish	grommet placement
T trilogy		J cherry E maple C oak 9 walnut	F prologue R chorus T epic	2 self pull	see page 6	X none
T				2		X

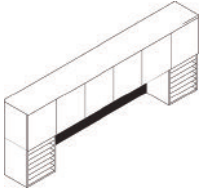
description	sku	w	d	h	weight	specifications	price
 <p>open overhead with tackboard</p> <p>credenza stack single binder height wood panel also available</p>	PAZ	30	15	41½	210	0 partitions ydg. 1.0	\$ 3288
	PAY	36	15	41½	230	0 partitions ydg. 1.2	3441
	PAX	42	15	41½	250	1 partition ydg. 1.4	3724
	PAW	48	15	41½	270	1 partition ydg. 1.6	3751
	PAV	54	15	41½	290	1 partition ydg. 1.8	3969
	PAU	60	15	41½	310	1 partition ydg. 1.9	4184
	PAT	66	15	41½	330	1 partition ydg. 2.1	4399
	PAS	72	15	41½	350	1 partition ydg. 2.3	4616
	PAR	78	15	41½	370	1 partition ydg. 2.4	4833
	PAQ	84	15	41½	390	2 partitions ydg. 2.6	4861
	PAP	90	15	41½	410	2 partitions ydg. 2.9	5071
	PAO	96	15	41½	430	2 partitions ydg. 3.0	5303
	PA2	102	15	41½	450	2 partitions ydg. 3.1	5409
	PAN	108	15	41½	470	2 partitions ydg. 3.3	5548

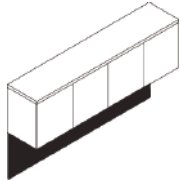
 <p>open overhead with tackboard</p> <p>credenza stack double binder height wood panel also available</p>	PAM	30	15	53	420	0 partitions ydg. 1.0	4042
	PAL	36	15	53	430	0 partitions ydg. 1.2	4260
	PAK	42	15	53	450	1 partition ydg. 1.4	4475
	PAJ	48	15	53	470	1 partition ydg. 1.6	4788
	PAI	54	15	53	490	1 partition ydg. 1.8	5005
	PAH	60	15	53	410	1 partition ydg. 1.9	5216
	PAG	66	15	53	430	1 partition ydg. 2.1	5437
	PAF	72	15	53	450	1 partition ydg. 2.3	5650
	PAE	78	15	53	470	1 partition ydg. 2.4	5867
	PAD	84	15	53	490	2 partitions ydg. 2.6	6172
	PAC	90	15	53	510	2 partitions ydg. 2.9	6394
	PAB	96	15	53	530	2 partitions ydg. 3.0	6632
	PA3	102	15	53	540	2 partitions ydg. 3.1	6738
	PAA	108	15	53	550	2 partitions ydg. 3.3	6883

specification codes





series	sku	veneer	style	pull/hardware	wood finish	grommet placement
<input type="checkbox"/> trilogy		<input type="checkbox"/> cherry <input type="checkbox"/> maple <input type="checkbox"/> oak <input type="checkbox"/> walnut	<input type="checkbox"/> prologue <input type="checkbox"/> chorus <input type="checkbox"/> epic	<input checked="" type="checkbox"/> none	see page 6	<input checked="" type="checkbox"/> none
<input type="checkbox"/>	<input type="checkbox"/>	<input type="checkbox"/>	<input type="checkbox"/>	<input checked="" type="checkbox"/>	<input type="checkbox"/>	<input checked="" type="checkbox"/>

description	sku	w	d	h	weight	specifications	price
 <p>wood panels for decks replacement for tackboard back on decks</p>	T1Z	28½	¾	20⅞	20		\$ 831
	T1Y	34½	¾	20⅞	25		887
	T1X	40½	¾	20⅞	25		927
	T1W	46½	¾	20⅞	30		954
	T1V	52½	¾	20⅞	35		992
	T1U	58½	¾	20⅞	40		1038
	T1T	64½	¾	20⅞	45		1077
	T1S	70½	¾	20⅞	50		1117
	T1R	76½	¾	20⅞	50		1149
	T1Q	82½	¾	20⅞	55		1190
	T1P	88½	¾	20⅞	60		1240
	T1O	94½	¾	20⅞	65		1276
	T1M	100½	¾	20⅞	70		1322
	T1N	106½	¾	20⅞	75		1352





 <p>tackboard for wall mounts and low towers connects to low towers and stacked wall mounts specify fabric fabric must have heavy backing listed price does not include fabric see page 3 for COM application information and instructions on tagging COM specify veneer code X</p>	T2Z	30	1¼	20⅞	25	ydg. 1.0	235
	T2Y	36	1¼	20⅞	30	ydg. 1.2	251
	T2X	42	1¼	20⅞	30	ydg. 1.4	264
	T2W	48	1¼	20⅞	35	ydg. 1.6	281
	T2V	54	1¼	20⅞	40	ydg. 1.9	311
	T2U	60	1¼	20⅞	45	ydg. 1.9	342
	T2T	66	1¼	20⅞	50	ydg. 2.1	357
	T2S	72	1¼	20⅞	55	ydg. 2.3	372
	T2R	78	1¼	20⅞	55	ydg. 2.4	403
	T2Q	84	1¼	20⅞	65	ydg. 2.6	434
	T2P	90	1¼	20⅞	70	ydg. 2.7	498
	T2O	96	1¼	20⅞	75	ydg. 2.9	510
	T2M	102	1¼	20⅞	80	ydg. 3.1	529
	T2N	108	1¼	20⅞	85	ydg. 3.3	545

 <p>tackboard for wall mounts mounts directly to wall task light cord concealed by exposed wood mounting strips specify wood finish veneer code E specify fabric fabric must have heavy backing listed price does not include fabric see page 3 for COM application information and instructions on tagging COM</p>	T3Z	30	½	20⅞	20	ydg. 1.0	155
	T3Y	36	½	20⅞	25	ydg. 1.2	170
	T3X	42	½	20⅞	25	ydg. 1.4	188
	T3W	48	½	20⅞	30	ydg. 1.6	202
	T3V	54	½	20⅞	35	ydg. 1.9	235
	T3U	60	½	20⅞	40	ydg. 1.9	264
	T3T	66	½	20⅞	45	ydg. 2.1	281
	T3S	72	½	20⅞	50	ydg. 2.3	296
	T3R	78	½	20⅞	50	ydg. 2.4	326
	T3Q	84	½	20⅞	55	ydg. 2.6	357
	T3P	90	½	20⅞	60	ydg. 2.7	389
	T3O	96	½	20⅞	65	ydg. 2.9	418
	T3M	102	½	20⅞	70	ydg. 3.1	450
	T3N	108	½	20⅞	75	ydg. 3.3	479

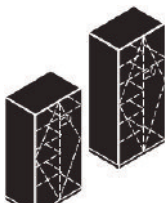
specification codes	series	sku	veneer	style	pull/hardware	wood finish	grommet placement
	<input type="checkbox"/> accessories		<input type="checkbox"/> cherry <input type="checkbox"/> maple <input type="checkbox"/> oak <input type="checkbox"/> walnut <input checked="" type="checkbox"/> none	<input checked="" type="checkbox"/> none	<input checked="" type="checkbox"/> none	see page 6	<input checked="" type="checkbox"/> none
	<input type="checkbox"/>	<input type="checkbox"/>	<input type="checkbox"/>	<input checked="" type="checkbox"/>	<input checked="" type="checkbox"/>	<input type="checkbox"/>	<input checked="" type="checkbox"/>

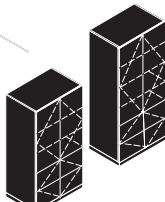
description	sku	w	d	h	weight	specifications	price
 <p>open low tower</p> <p>2 adjustable wood shelves 3/4" wood veneered shelves specify style code X</p>		Q22	15	14 1/4	20 1/8	85	\$ 1211
		Q23	18	14 1/4	20 1/8	95	1227
	<hr/>						
 <p>open low tower</p> <p>6 slim shelves injection molded plastic shelves bowed on front edge and protrudes 3/4" from front edge of case specify style code X</p>		Q32	15	14 1/4	20 1/8	90	1211
		Q33	18	14 1/4	20 1/8	100	1227
	<hr/>						
 <p>open shelves tower</p> <p>shelves</p>	SAL	18	18 7/8	70 5/8	180	1 fixed, 3 adjustable shelves	2452
	SAK	18	23 7/8	70 5/8	205	1 fixed, 3 adjustable shelves	2547
	SAJ	18	18 7/8	82	230	2 fixed, 3 adjustable shelves	2920
	SAI	18	23 7/8	82	255	2 fixed, 3 adjustable shelves	3014
	<hr/>						
 <p>open tall storage</p> <p>shelves</p>	SAH	30	18 7/8	70 5/8	375	1 fixed, 2 adjustable shelves	4146
	SAG	30	23 7/8	70 5/8	385	1 fixed, 2 adjustable shelves	4522
	SAF	30	18 7/8	82	395	1 fixed, 3 adjustable shelves	5087
	SAE	30	23 7/8	82	405	1 fixed, 3 adjustable shelves	5364
	SAD	36	18 7/8	70 5/8	400	1 fixed, 2 adjustable shelves	4334
	SAC	36	23 7/8	70 5/8	410	1 fixed, 2 adjustable shelves	4710
	SAB	36	18 7/8	82	420	1 fixed, 3 adjustable shelves	5274
	SAA	36	23 7/8	82	430	1 fixed, 3 adjustable shelves	5464

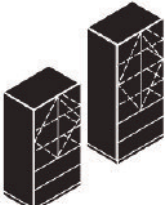
specification codes	series	sku	veneer	style	pull/hardware	wood finish	grommet placement
	T trilogy		J cherry E maple C oak W walnut	F prologue R chorus T epic	Z self pull	see page 6	X none
	T				2		X

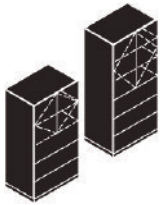
description	sku	w	d	h	weight	specifications	price
 <p>tower 1 door with shelves hinged left</p>	Q14	15	15	41 $\frac{5}{8}$	170	2 adjustable shelves	\$ 1978
	Q15	15	15	53	180	3 adjustable shelves	2075
	Q16	18	15	41 $\frac{5}{8}$	190	2 adjustable shelves	2453
	Q17	18	15	53	200	3 adjustable shelves	2547
 <p>tower 1 door with shelves hinged right</p>	QA4	15	15	41 $\frac{5}{8}$	170	2 adjustable shelves	1978
	QA5	15	15	53	180	3 adjustable shelves	2075
	QA6	18	15	41 $\frac{5}{8}$	190	2 adjustable shelves	2453
	QA7	18	15	53	200	3 adjustable shelves	2547
 <p>door shelves tower 1 coat rod hinged left 1 lock</p>	SBL	18	18 $\frac{7}{8}$	70 $\frac{5}{8}$	180	1 fixed, 3 adjustable shelves	2640
	SBK	18	23 $\frac{7}{8}$	70 $\frac{5}{8}$	205	1 fixed, 3 adjustable shelves	2737
	SBJ	18	18 $\frac{7}{8}$	82	230	2 fixed, 3 adjustable shelves	3204
	SBI	18	23 $\frac{7}{8}$	82	255	2 fixed, 3 adjustable shelves	3299
 <p>door/shelves tower 1 coat rod hinged right 1 lock</p>	SYL	18	18 $\frac{7}{8}$	70 $\frac{5}{8}$	180	1 fixed, 3 adjustable shelves	2640
	SYK	18	23 $\frac{7}{8}$	70 $\frac{5}{8}$	205	1 fixed, 3 adjustable shelves	2737
	SYJ	18	18 $\frac{7}{8}$	82	230	2 fixed, 3 adjustable shelves	3204
	SYI	18	23 $\frac{7}{8}$	82	255	2 fixed, 3 adjustable shelves	3299

specification codes	series	sku	veneer	style	pull/hardware	wood finish	grommet placement
	<input type="checkbox"/> trilogy		<input type="checkbox"/> cherry <input type="checkbox"/> maple <input type="checkbox"/> oak <input type="checkbox"/> walnut	<input type="checkbox"/> prologue <input type="checkbox"/> chorus <input type="checkbox"/> epic	<input type="checkbox"/> self pull	see page 6	<input type="checkbox"/> none
	<input type="checkbox"/> T	<input type="checkbox"/> <input type="checkbox"/> <input type="checkbox"/>	<input type="checkbox"/>	<input type="checkbox"/>	<input type="checkbox"/> 2	<input type="checkbox"/> <input type="checkbox"/> <input type="checkbox"/>	<input type="checkbox"/> X

description	sku	w	d	h	weight	specifications	price
 <p>tall storage/wardrobe 1 coat rod on right side shelves 1 lock pull/hardware code 2</p>	SBH	30	18 $\frac{3}{8}$	70 $\frac{5}{8}$	375	2 fixed, 6 adjustable shelves	\$ 4287
	SBG	30	23 $\frac{3}{8}$	70 $\frac{5}{8}$	385	2 fixed, 6 adjustable shelves	4389
	SBF	30	18 $\frac{3}{8}$	82	395	2 fixed, 8 adjustable shelves	5199
	SBE	30	23 $\frac{3}{8}$	82	405	2 fixed, 8 adjustable shelves	5331
	SBD	36	18 $\frac{3}{8}$	70 $\frac{5}{8}$	400	2 fixed, 6 adjustable shelves	4522
	SBC	36	23 $\frac{3}{8}$	70 $\frac{5}{8}$	410	2 fixed, 6 adjustable shelves	4653
	SBB	36	18 $\frac{3}{8}$	82	420	2 fixed, 8 adjustable shelves	5464
	SBA	36	23 $\frac{3}{8}$	82	430	2 fixed, 8 adjustable shelves	5593


 <p>open tall storage 4 doors shelves 2 locks pull/hardware code 2</p>	SCH	30	18 $\frac{3}{8}$	70 $\frac{5}{8}$	430	1 fixed, 3 adjustable shelves	4287
	SCG	30	23 $\frac{3}{8}$	70 $\frac{5}{8}$	430	1 fixed, 3 adjustable shelves	4389
	SCF	30	18 $\frac{3}{8}$	82	440	2 fixed, 3 adjustable shelves	5199
	SCE	30	23 $\frac{3}{8}$	82	450	2 fixed, 3 adjustable shelves	5331
	SCD	36	18 $\frac{3}{8}$	70 $\frac{5}{8}$	430	1 fixed, 3 adjustable shelves	4522
	SCC	36	23 $\frac{3}{8}$	70 $\frac{5}{8}$	440	1 fixed, 3 adjustable shelves	4653
	SCB	36	18 $\frac{3}{8}$	82	450	2 fixed, 3 adjustable shelves	5464
	SCA	36	23 $\frac{3}{8}$	82	460	2 fixed, 3 adjustable shelves	5593


 <p>tall storage 2 file drawers 2 doors 2 locks</p>	SFH	30	18 $\frac{3}{8}$	70 $\frac{5}{8}$	430	1 fixed, 2 adjustable shelves	4880
	SFG	30	23 $\frac{3}{8}$	70 $\frac{5}{8}$	430	1 fixed, 2 adjustable shelves	5000
	SFF	30	18 $\frac{3}{8}$	82	440	2 fixed, 2 adjustable shelves	5819
	SFE	30	23 $\frac{3}{8}$	82	450	2 fixed, 2 adjustable shelves	5952
	SFD	36	18 $\frac{3}{8}$	70 $\frac{5}{8}$	430	1 fixed, 2 adjustable shelves	5143
	SFC	36	23 $\frac{3}{8}$	70 $\frac{5}{8}$	440	1 fixed, 2 adjustable shelves	5274
	SFB	36	18 $\frac{3}{8}$	82	450	2 fixed, 2 adjustable shelves	6086
	SFA	36	23 $\frac{3}{8}$	82	460	2 fixed, 2 adjustable shelves	6213


 <p>tall storage 3 file drawers 2 doors 2 locks</p>	SGH	30	18 $\frac{3}{8}$	70 $\frac{5}{8}$	430	1 fixed, 1 adjustable shelf	4916
	SGG	30	23 $\frac{3}{8}$	70 $\frac{5}{8}$	430	1 fixed, 1 adjustable shelf	5238
	SGF	30	18 $\frac{3}{8}$	82	440	2 fixed, 1 adjustable shelf	5861
	SGE	30	23 $\frac{3}{8}$	82	450	2 fixed, 1 adjustable shelf	6179
	SGD	36	18 $\frac{3}{8}$	70 $\frac{5}{8}$	430	1 fixed, 1 adjustable shelf	5181
	SGC	36	23 $\frac{3}{8}$	70 $\frac{5}{8}$	440	1 fixed, 1 adjustable shelf	5501
	SGB	36	18 $\frac{3}{8}$	82	450	2 fixed, 1 adjustable shelf	6124
	SGA	36	23 $\frac{3}{8}$	82	460	2 fixed, 1 adjustable shelf	6442

 <p>tall storage 4 file drawers 2 doors 2 locks</p>	SHH	30	18 $\frac{3}{8}$	70 $\frac{5}{8}$	430	1 fixed	5010
	SHG	30	23 $\frac{3}{8}$	70 $\frac{5}{8}$	430	1 fixed	5240
	SHF	30	18 $\frac{3}{8}$	82	440	1 fixed, 1 adjustable shelf	5952
	SHE	30	23 $\frac{3}{8}$	82	450	1 fixed, 1 adjustable shelf	6273
	SHD	36	18 $\frac{3}{8}$	70 $\frac{5}{8}$	430	1 fixed	5274
	SHC	36	23 $\frac{3}{8}$	70 $\frac{5}{8}$	440	1 fixed	5593
	SHB	36	18 $\frac{3}{8}$	82	450	1 fixed, 1 adjustable shelf	6217
	SHA	36	23 $\frac{3}{8}$	82	460	1 fixed, 1 adjustable shelf	6537

specification codes	series	sku	veneer	style	pull/hardware	wood finish	grommet placement
	<input type="checkbox"/> T trilogy		<input type="checkbox"/> J cherry <input type="checkbox"/> E maple <input type="checkbox"/> C oak <input type="checkbox"/> 9 walnut	<input type="checkbox"/> F prologue <input type="checkbox"/> R chorus <input type="checkbox"/> T epic	<input type="checkbox"/> 2 self pull <input type="checkbox"/> 3 black <input type="checkbox"/> 4 polished chrome <input type="checkbox"/> 5 brass <input type="checkbox"/> 8 traditional	see page 6	<input type="checkbox"/> X none
	<input type="checkbox"/> T						<input type="checkbox"/> X

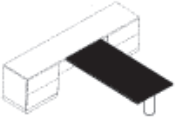
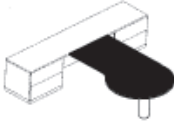
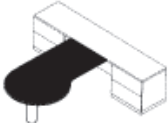
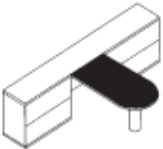
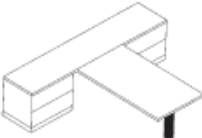
description	sku	w	d	h	weight	specifications	cherry	oak	walnut	inlay cherry	inlay maple
 <p>file storage cabinet 3 file drawers finished top with top front shape only freestanding file units must have counterweights specify counterweights separately see page 42 1 lock</p>	TGZ	30	18 $\frac{3}{8}$	41 $\frac{3}{4}$	300		\$ 4710			\$ 5092	
	TGY	36	18 $\frac{3}{8}$	41 $\frac{3}{4}$	325		4803			5193	
	TGW	30	23 $\frac{3}{8}$	41 $\frac{3}{4}$	325		4803			5193	
	TGV	36	23 $\frac{3}{8}$	41 $\frac{3}{4}$	350		4898			5259	

 <p>file storage cabinet 4 file drawers finished top with top front shape only freestanding file units must have counterweights specify counterweights separately see page 42 1 lock</p>	THU	30	18 $\frac{3}{8}$	54 $\frac{1}{4}$	350		5087			5500	
	THT	36	18 $\frac{3}{8}$	54 $\frac{1}{4}$	375		5181			5601	
	THS	30	23 $\frac{3}{8}$	54 $\frac{1}{4}$	375		5181			5601	
	THR	36	23 $\frac{3}{8}$	54 $\frac{1}{4}$	400		5274			5702	

 <p>bookcase finished top top front shape only 1, 2 or 3 shelf units pull/hardware code X adjustable shelves specify pull/hardware code X</p>	UAZ	30	15	34 $\frac{1}{8}$	150		1887			2040	
	UAY	36	15	34 $\frac{1}{8}$	175		1978			2139	
	UAW	30	15	49 $\frac{1}{4}$	200		2263			2447	
	UAV	36	15	49 $\frac{1}{4}$	215		2359			2551	
	UAU	30	15	64 $\frac{3}{8}$	230		2636			2850	
	UAT	36	15	64 $\frac{3}{8}$	245		2737			2959	

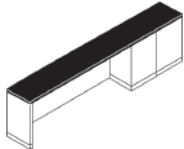
specification codes

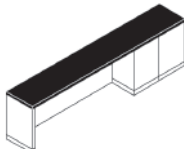
series	sku	vener	style	pull/hardware	wood finish	grommet placement
T trilogy		J cherry E maple C oak 9 walnut I inlay cherry K inlay maple	F prologue R chorus T epic	2 self pull 3 black 4 polished chrome 5 brass 8 traditional	see page 6	X none
T						X

description	sku	w	d	h	weight	specifications	cherry	oak	walnut	inlay cherry	inlay maple
 <p>run-off top rectangular top profiled 4 sides specify pull/hardware code X</p>	2AZ	60	29 ⁵ / ₈	1 ³ / ₄	75		\$ 1284			\$ 1389	
	2AY	66	29 ⁵ / ₈	1 ³ / ₄	80		1338			1447	
	2AW	72	29 ⁵ / ₈	1 ³ / ₄	85		1395			1508	
	2AV	78	29 ⁵ / ₈	1 ³ / ₄	90		1450			1568	
	2AU	84	29 ⁵ / ₈	1 ³ / ₄	95		1509			1632	
	2AT	60	36	1 ³ / ₄	85		1395			1508	
	2AS	66	36	1 ³ / ₄	90		1450			1568	
	2AR	72	36	1 ³ / ₄	95		1509			1632	
	2AQ	78	36	1 ³ / ₄	100		1562			1689	
	2AP	84	36	1 ³ / ₄	105		1620			1752	
 <p>run-off top conference end on left profiled 4 sides specify pull/hardware code X</p>	2DW	72	29 ⁵ / ₈	1 ³ / ₄	145	42" end	3767			4073	
	2DV	78	29 ⁵ / ₈	1 ³ / ₄	160	42" end	3957			4278	
	2DU	84	29 ⁵ / ₈	1 ³ / ₄	175	42" end	4146			4482	
	2DR	72	36	1 ³ / ₄	160	48" end	4054			4383	
	2DQ	78	36	1 ³ / ₄	175	48" end	4240			4584	
	2DP	84	36	1 ³ / ₄	190	48" end	4431			4790	
 <p>run-off top conference end on right profiled 4 sides specify pull/hardware code X</p>	2EW	72	29 ⁵ / ₈	1 ³ / ₄	145	42" end	3767			4073	
	2EV	78	29 ⁵ / ₈	1 ³ / ₄	160	42" end	3957			4278	
	2EU	84	29 ⁵ / ₈	1 ³ / ₄	175	42" end	4146			4482	
	2ER	72	36	1 ³ / ₄	160	48" end	4054			4383	
	2EQ	78	36	1 ³ / ₄	175	48" end	4240			4584	
	2EP	84	36	1 ³ / ₄	190	48" end	4431			4790	
 <p>run-off top bullet end profiled 4 sides specify pull/hardware code X</p>	2CZ	60	29 ⁵ / ₈	1 ³ / ₄	75		1844			1994	
	2CY	66	29 ⁵ / ₈	1 ³ / ₄	100		1893			2047	
	2CW	72	29 ⁵ / ₈	1 ³ / ₄	125		1948			2106	
	2CV	78	29 ⁵ / ₈	1 ³ / ₄	150		2000			2162	
	2CU	84	29 ⁵ / ₈	1 ³ / ₄	175		2049			2215	
	2CT	60	36	1 ³ / ₄	125		1948			2106	
	2CS	66	36	1 ³ / ₄	150		2000			2162	
	2CR	72	36	1 ³ / ₄	175		2049			2215	
	2CQ	78	36	1 ³ / ₄	200		2102			2273	
2CP	84	36	1 ³ / ₄	225		2152			2327		
 <p>metal support leg round column base black finish includes attachment hardware specify veneer code X specify pull/hardware code X</p>	72Z	4	4	27 ³ / ₈	50		428			-	

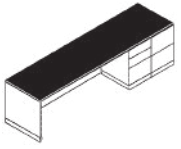
specification codes

series	sku	veneer	style	pull/hardware	wood finish	grommet placement
T trilogy		J cherry E maple C oak Q walnut I inlay maple K inlay cherry X none	F prologue R chorus T epic X none	3 black base X none	see page 6	1 3" left 2 3" right 3 3" both 4 3" center X none 3" grommet/\$73 each
T						

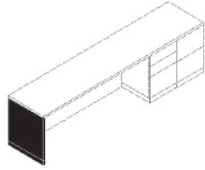
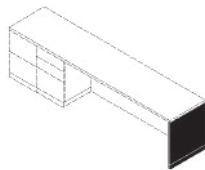
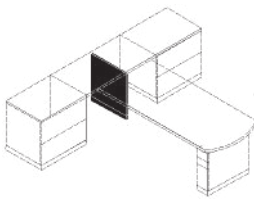

description	sku	w	d	h	weight	specifications	cherry	oak	walnut	inlay cherry	inlay maple
 <p>credenza top 18 7/8" deep profiled 4 sides</p>	4BZ	15 7/8	18 7/8	1 3/4	45		\$ 560			\$ 606	
	4BY	18	18 7/8	1 3/4	50		617			667	
	4BW	24	18 7/8	1 3/4	55		674			729	
	4BV	30	18 7/8	1 3/4	65		734			794	
	4BU	36	18 7/8	1 3/4	70		785			849	
	4BT	42	18 7/8	1 3/4	75		842			911	
	4BS	48	18 7/8	1 3/4	80		895			968	
	4BR	54	18 7/8	1 3/4	85		952			1030	
	4BQ	60	18 7/8	1 3/4	90		1006			1088	
	4BP	66	18 7/8	1 3/4	95		1061			1147	
	4BN	72	18 7/8	1 3/4	105		1116			1207	
	4BM	78	18 7/8	1 3/4	110		1174			1270	
	4BL	84	18 7/8	1 3/4	120		1226			1326	
	4BK	90	18 7/8	1 3/4	125		1285			1390	
	4BJ	96	18 7/8	1 3/4	130		1339			1448	
	4BI	102	18 7/8	1 3/4	145		1396			1510	
	4BH	108	18 7/8	1 3/4	155		1450			1568	
4BG	114	18 7/8	1 3/4	165		1510			1633		
4BF	120	18 7/8	1 3/4	175		1562			1689		

 <p>credenza top 23 7/8" deep profiled 4 sides</p>	5BZ	15 7/8	23 7/8	1 3/4	55		617			667	
	5BY	18	23 7/8	1 3/4	60		662			716	
	5BW	24	23 7/8	1 3/4	65		718			777	
	5BV	30	23 7/8	1 3/4	75		775			838	
	5BU	36	23 7/8	1 3/4	80		831			899	
	5BT	42	23 7/8	1 3/4	85		887			959	
	5BS	48	23 7/8	1 3/4	90		939			1016	
	5BR	54	23 7/8	1 3/4	95		997			1078	
	5BQ	60	23 7/8	1 3/4	100		1051			1137	
	5BP	66	23 7/8	1 3/4	105		1101			1191	
	5BN	72	23 7/8	1 3/4	115		1162			1257	
	5BM	78	23 7/8	1 3/4	120		1219			1318	
	5BL	84	23 7/8	1 3/4	130		1270			1373	
	5BK	90	23 7/8	1 3/4	135		1329			1437	
	5BJ	96	23 7/8	1 3/4	140		1384			1497	
	5BI	102	23 7/8	1 3/4	155		1440			1557	
	5BH	108	23 7/8	1 3/4	165		1496			1618	
5BG	114	23 7/8	1 3/4	175		1552			1678		
5BF	120	23 7/8	1 3/4	185		1613			1744		

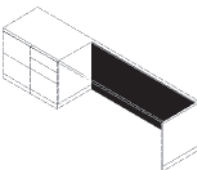
specification codes	series	sku	veneer	style	pull/hardware	wood finish	grommet placement
	T trilogy		J cherry E maple C oak 9 walnut I inlay maple K inlay cherry	F prologue R chorus T epic	X none	see page 6	1 3" left 2 3" right 3 3" both 4 3" center X none 5 9" left 6 9" right 7 9" both 8 9" center
	T				X		3" grommet/\$73 each 9" grommet specify separately see page 38

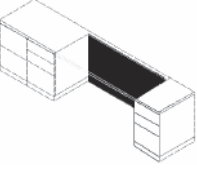
description	sku	w	d	h	weight	specifications	cherry	oak	walnut	inlay cherry	inlay maple
 <p>credenza top 28 7/8" deep profiled 4 sides</p>	6BZ	15 7/8	28 7/8	1 3/4	65		\$ 730			\$ 790	
	6BY	18	28 7/8	1 3/4	70		785			849	
	6BW	24	28 7/8	1 3/4	75		841			910	
	6BV	30	28 7/8	1 3/4	80		894			967	
	6BU	36	28 7/8	1 3/4	85		951			1029	
	6BT	42	28 7/8	1 3/4	90		1005			1087	
	6BS	48	28 7/8	1 3/4	95		1060			1146	
	6BR	54	28 7/8	1 3/4	100		1116			1207	
	6BQ	60	28 7/8	1 3/4	105		1173			1269	
	6BP	66	28 7/8	1 3/4	110		1225			1325	
	6BN	72	28 7/8	1 3/4	115		1284			1389	
	6BM	78	28 7/8	1 3/4	125		1338			1447	
	6BL	84	28 7/8	1 3/4	130		1395			1508	
	6BK	90	28 7/8	1 3/4	140		1450			1568	
	6BJ	96	28 7/8	1 3/4	145		1509			1632	
	6BI	102	28 7/8	1 3/4	150		1563			1690	
6BH	108	28 7/8	1 3/4	165		1620			1752		
6BG	114	28 7/8	1 3/4	185		1673			1809		
6BF	120	28 7/8	1 3/4	195		1730			1871		

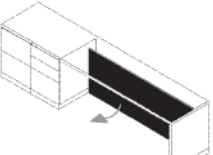
specification codes	series	sku	veneer	style	pull/hardware	wood finish	grommet placement
	<input type="checkbox"/> trilogy		<input type="checkbox"/> cherry <input type="checkbox"/> maple <input type="checkbox"/> oak <input type="checkbox"/> walnut <input type="checkbox"/> inlay maple <input type="checkbox"/> inlay cherry	<input type="checkbox"/> prologue <input type="checkbox"/> chorus <input type="checkbox"/> epic	<input checked="" type="checkbox"/> none	see page 6	<input type="checkbox"/> 1 3" left <input type="checkbox"/> 5 9" left <input type="checkbox"/> 2 3" right <input type="checkbox"/> 6 9" right <input type="checkbox"/> 3 3" both <input type="checkbox"/> 7 9" both <input type="checkbox"/> 4 3" center <input type="checkbox"/> 8 9" center <input checked="" type="checkbox"/> X none 3" grommet/\$73 each 9" grommet specify separately see page 38
	<input type="checkbox"/> T				<input checked="" type="checkbox"/> X		

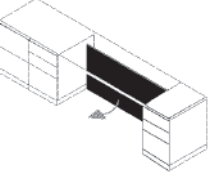
description	sku	w	d	h	weight	specifications	price
 <p>end panel left credenza</p>	7A3	1¼	18⅞	27⅜	30		\$ 463
	7A4	1¼	23⅞	27⅜	40		490
	7A5	1¼	28⅞	27⅜	50		547
 <p>end panel right credenza</p>	7B3	1¼	18⅞	27⅜	30		462
	7B4	1¼	23⅞	27⅜	40		490
	7B5	1¼	28⅞	27⅜	50		547
 <p>mid-support panel credenza tops</p>	7C2	1¼	12	27⅜	15		428
	7C3	1¼	18⅞	27⅜	30		462
	7C4	1¼	23⅞	27⅜	40		490
	7C5	1¼	28⅞	27⅜	50		547
 <p>end support panel use with peninsula tops</p>	7D7	1¼	30	27⅜	50		587
	7D8	1¼	36	27⅜	55		621

specification codes	series	sku	veneer	style	pull/hardware	wood finish	grommet placement
	<input type="checkbox"/> trilogy		<input type="checkbox"/> cherry <input type="checkbox"/> maple <input type="checkbox"/> oak <input type="checkbox"/> walnut	<input checked="" type="checkbox"/> none	<input checked="" type="checkbox"/> none	see page 6	<input checked="" type="checkbox"/> none
	<input type="checkbox"/>	<input type="checkbox"/>	<input type="checkbox"/>	<input checked="" type="checkbox"/>	<input checked="" type="checkbox"/>	<input type="checkbox"/>	<input checked="" type="checkbox"/>

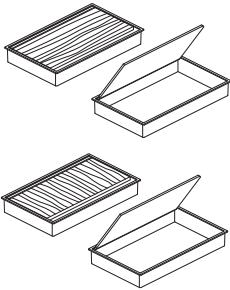
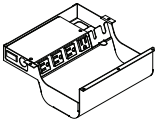

description	sku	w	d	h	weight	specifications	price
 <p>fixed back panel credenza with end panel use with 18" w pedestals</p>	8DZ	16 3/4	3/4	27 3/8	40		\$ 559
	8DY	22 3/4	3/4	27 3/8	45		607
	8DW	28 3/4	3/4	27 3/8	50		654
	8DV	34 3/4	3/4	27 3/8	55		700
	8DU	40 3/4	3/4	27 3/8	60		747
	8DT	46 3/4	3/4	27 3/8	65		796
	8DS	52 3/4	3/4	27 3/8	70		843
	8DR	58 3/4	3/4	27 3/8	75	use with mid-support	889
	8DQ	64 3/4	3/4	27 3/8	80	use with mid-support	938
	8DP	70 3/4	3/4	27 3/8	85	use with mid-support	985
	8DN	76 3/4	3/4	27 3/8	90	use with mid-support	1030
	8DM	82 3/4	3/4	27 3/8	95	use with mid-support	1077

 <p>fixed back panel credenza without end panel fits between two pedestals use with 18" w pedestals</p>	84Z	18	1 1/4	27 3/8	40		559
	84Y	24	1 1/4	27 3/8	45		607
	84W	30	1 1/4	27 3/8	50		654
	84V	36	1 1/4	27 3/8	55		700
	84U	42	1 1/4	27 3/8	60		747
	84T	48	1 1/4	27 3/8	65		796
	84S	54	1 1/4	27 3/8	70	use with mid-support	843
	84R	60	1 1/4	27 3/8	75	use with mid-support	889
	84Q	66	1 1/4	27 3/8	80	use with mid-support	938
	84P	72	1 1/4	27 3/8	85	use with mid-support	985
	84N	78	1 1/4	27 3/8	90	use with mid-support	1030
	84M	84	1 1/4	27 3/8	95	use with mid-support	1077

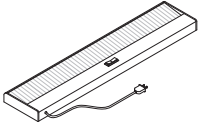

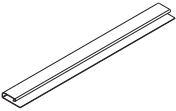
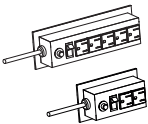
 <p>access back panel credenza with end panel use with 18" w pedestals dimensions include brackets removeable panel</p>	8EZ	16 3/4	4 1/2	25 3/8	45		763
	8EY	22 3/4	4 1/2	25 3/8	50		804
	8EW	28 3/4	4 1/2	25 3/8	55		831
	8EV	34 3/4	4 1/2	25 3/8	60		887
	8EU	40 3/4	4 1/2	25 3/8	65		926
	8ET	46 3/4	4 1/2	25 3/8	70		953

 <p>access back panel kneewell credenza fits between two pedestals use with 18" w pedestals dimensions include brackets removeable panel</p>	85Z	18	4 1/2	25 3/8	45		763
	85Y	24	4 1/2	25 3/8	50		804
	85W	30	4 1/2	25 3/8	55		831
	85V	36	4 1/2	25 3/8	60		887
	85U	42	4 1/2	25 3/8	65		926
	85T	48	4 1/2	25 3/8	70		953

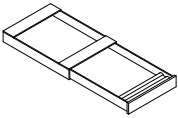
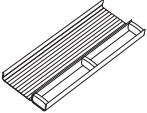
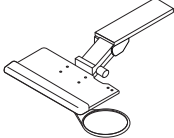
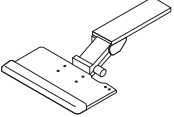
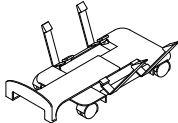
specification codes	series	sku	veneer	style	pull/hardware	wood finish	grommet placement
	<input type="checkbox"/> trilogy		<input type="checkbox"/> cherry <input type="checkbox"/> maple <input type="checkbox"/> oak <input type="checkbox"/> walnut	<input checked="" type="checkbox"/> none	<input checked="" type="checkbox"/> none	see page 6	<input checked="" type="checkbox"/> none
	<input type="checkbox"/>	<input type="checkbox"/>	<input type="checkbox"/>	<input checked="" type="checkbox"/>	<input checked="" type="checkbox"/>	<input type="checkbox"/>	<input checked="" type="checkbox"/>

description	sku	w	d	h	weight	specifications	price
 <p>communication grommet wood</p> <p>anodized aluminum frame quarter cut veneer panel specify location when ordering top specify series code W specify veneer and finish codes specify pull/hardware code 4</p>	VFD	9	5¼	1¼		veneer grain long direction	\$ 453
	VFE	9	5¼	1¼		veneer grain short direction	453
 <p>power module</p> <p>black finish 120 volt - 60HZ 15 amp integral breaker 9' cord with 3 prong grounded plug UL approved specify series code C specify veneer code X specify pull/hardware code X specify finish code XXX</p>	PHE	9½	9¾	2½			578
 <p>communication grommet</p> <p>die cast zinc polished aluminum fits 2½" opening specify pull/hardware code 6 specify series code C specify veneer code X specify pull/hardware code 6</p>	GNC	3	3	7/8		specify with table top order	72
	GMT	3	3	7/8		field installed	56

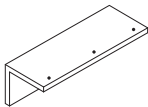
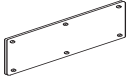
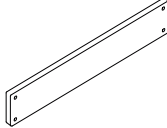

specification codes	series	sku	veneer	style	pull/hardware	wood finish	grommet placement
	<input type="checkbox"/> W wood veneer <input type="checkbox"/> C accessories		<input type="checkbox"/> J cherry <input type="checkbox"/> E maple <input type="checkbox"/> C oak <input type="checkbox"/> G walnut <input type="checkbox"/> X none	<input checked="" type="checkbox"/> X none	<input type="checkbox"/> 4 aluminum <input type="checkbox"/> 6 polished aluminum <input checked="" type="checkbox"/> X none	see page 6	<input checked="" type="checkbox"/> X none
				<input checked="" type="checkbox"/> X			<input checked="" type="checkbox"/> X

description	sku	w	d	h	weight	specifications	price
 <p>task light black baked enamel 9' long cord 90° angle plug rocker switch T8/265mna/3500k tri-phosphor lamp thermal protection class p rapid start ballast UL/CSA Approved</p>	L1Z	24	6 ⁷ / ₈	1 ¹ / ₂	5		\$ 251
	L1W	36	6 ⁷ / ₈	1 ¹ / ₂	10		276
	L1U	60	6 ⁷ / ₈	1 ¹ / ₂	15		296
	L1R	24	6 ⁷ / ₈	1 ¹ / ₂	5	chicago approved fixed plug	289
	L1S	36	6 ⁷ / ₈	1 ¹ / ₂	10	chicago approved fixed plug	317
	L1T	60	6 ⁷ / ₈	1 ¹ / ₂	15	chicago approved fixed plug	346
	L1N	24	6 ⁷ / ₈	1 ¹ / ₂	5	new york approved mounting clip	289
	L1P	36	6 ⁷ / ₈	1 ¹ / ₂	10	new york approved mounting clip	317
	L1Q	60	6 ⁷ / ₈	1 ¹ / ₂	15	new york approved mounting clip	346
	 <p>wire management clip 4 clips per package mounting screws included black finish</p>	E5E	1	1	7 ⁸ / ₁₆	5	
 <p>wire manager black pvc mounting screws included</p>	E5Z	24	1	2 ³ / ₈	10		42
	E5Y	30	1	2 ³ / ₈	12		48
	E5W	36	1	2 ³ / ₈	15		61
 <p>power harness with cord 10' cord with ground plug 15 amp circuit breaker black plastic surface mount rocker switch UL/CSA approved rated for 120 volt 60 Hz at 15 amps</p>	VEP	9 ¹ / ₂	2 ³ / ₄	1 ³ / ₄	10	5 grounded outlets	130
	VEA	4 ³ / ₄	2 ³ / ₄	1 ³ / ₄	5	2 grounded outlets	86

specification codes	series	sku	veneer	style	pull/hardware	wood finish	grommet placement
	<input type="checkbox"/> accessories		<input checked="" type="checkbox"/> none	<input checked="" type="checkbox"/> none	<input checked="" type="checkbox"/> none		<input checked="" type="checkbox"/> none
	<input type="checkbox"/>	<input type="checkbox"/>	<input checked="" type="checkbox"/>	<input checked="" type="checkbox"/>	<input checked="" type="checkbox"/>	<input checked="" type="checkbox"/> <input checked="" type="checkbox"/> <input checked="" type="checkbox"/>	<input checked="" type="checkbox"/>

description	sku	w	d	h	weight	specifications	price
 <p>pencil drawer</p> <p>wood drawer suspension metal slide mounting can be mounted under any top specify veneer code E specify wood finish</p>	P7Z	25 ⁷ / ₈	17	2	20		\$ 634
 <p>drawer organizer tray</p> <p>extruded aluminum 4 dividers specify veneer code X</p>	P3V P3U	12 ¹ / ₄ 14 ³ / ₈	6 6	1 ³ / ₈ 1 ³ / ₈	5 5		85 85
 <p>key board tray w/mouse pad</p> <p>humanscale® black powdercoat knob free height and tilt gel palm rest specify veneer code X</p>	KEX KAX					17 ³ / ₄ " track 21 ³ / ₈ " track	469 469
 <p>key board tray w/o mouse pad</p> <p>humanscale® black powdercoat knob free height and tilt gel palm rest specify veneer code X</p>	KDX KBX					17 ³ / ₄ " track 21 ³ / ₈ " track	411 411
 <p>mobile cpu cart</p> <p>humanscale® black powdercoat adjusts to support a 9" cpu casters specify veneer code X</p>	KCX	8 ³ / ₄	15	16 ¹ / ₄			289

specification codes	series	sku	veneer	style	pull/hardware	wood finish	grommet placement
	<input checked="" type="checkbox"/> accessories		<input type="checkbox"/> cherry <input type="checkbox"/> maple <input checked="" type="checkbox"/> oak <input type="checkbox"/> walnut <input type="checkbox"/> none	<input checked="" type="checkbox"/> none	<input checked="" type="checkbox"/> none	see page 6	<input checked="" type="checkbox"/> none
	<input type="checkbox"/>	<input type="checkbox"/>	<input type="checkbox"/>	<input checked="" type="checkbox"/>	<input checked="" type="checkbox"/>	<input type="checkbox"/>	<input checked="" type="checkbox"/>

description	sku	w	d	h	weight	specifications	price
 <p>wall mount bracket</p> <p>black finish specify pull/hardware code X</p>	K8A	18	3	2	6		\$ 92
	K8B	24	3	2	9		98
	K8C	30	3	2	11		105
 <p>flat bracket</p> <p>black finish specify pull/hardware code X</p>	K9D	16	1/8	3	5	use with 18 7/8" tops	65
	K9L	22	1/8	3	7	use with 23 7/8" tops	77
	K9W	26	1/8	3	10	use with 28 7/8" tops	86
 <p>counterweight</p> <p>1/2" steel plate use with FF laterals when ganging field installation mounts internally installation hardware included specify pull/hardware code X</p>	P6Z	28 1/2	1/2	12	65		201
	P6Y	34 3/8	1/2	12	80		244
 <p>worksurface cantilever bracket</p> <p>interchangeable mount access for wire management specify pull/hardware code B for black specify pull/hardware code P for primer specify pull/hardware code W for white</p>	P58	18	12	2	8		182
	P59	21	15	2	9		207
	P60	24	18	2	10		232

specification codes	series	sku	vener	style	pull/hardware	finish	grommet placement
	<input type="checkbox"/> accessories		<input checked="" type="checkbox"/> none	<input checked="" type="checkbox"/> none	<input type="checkbox"/> black <input type="checkbox"/> primer <input type="checkbox"/> white <input checked="" type="checkbox"/> none		<input checked="" type="checkbox"/> none
	<input type="checkbox"/> C		<input checked="" type="checkbox"/> X	<input checked="" type="checkbox"/> X		<input checked="" type="checkbox"/> X <input checked="" type="checkbox"/> X <input checked="" type="checkbox"/> X	<input checked="" type="checkbox"/> X