

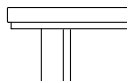
**Standard Features**

The Chance table is available in four top options: 1/2" (12.7mm) glacier white or deep nocturne black corian® with radius edge; 1/2" (12.7mm) maple or walnut veneer with a flat edge. Chance bases are available in polished stainless steel or matte black powdercoat finish.

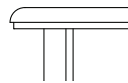
The Chance table ships fully assembled.

**Edge Detail**

**Wood**



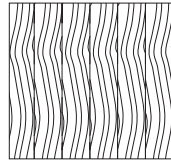
**Corian®**



**Veneer Selection**

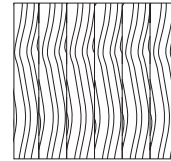
**Maple Veneer**

Order Code - E  
Quarter Cut, Slip Matched



**Walnut Veneer**

Order Code - 9  
Quarter Cut, Slip Matched



**Corian®**

Order Code - 1 Deep Nocturne Black  
Order Code - 8 Glacier White

**Finish Selection**



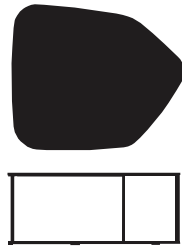
When specifying light finishes such as 836, 837, 840, 850 and 870 the color and characteristic variances of the solid wood are apparent. Therefore, exact color matches are not possible.

**Maple**

Standard Finish  
805 841  
823 850  
834 860  
836 861  
837 865  
839 866  
840 870

**Walnut**

Standard Finish  
823  
839  
841  
860  
861  
866  
870

description	sku	w	d	h	weight	maple	walnut	corian®	
								white	black
 mid height table	H22	21 5/8	15 3/4	23 7/8	27	\$ 950	\$ 975	\$ 1125	\$ 1175
 occasional table	H28	27 1/2	18 1/2	17 7/8	27	1225	1275	1450	1550
 occasional table	H37	36 7/8	30 7/8	15	50	1725	1800	2200	2450

**specification codes**

**series**

C

**sku**

\_\_\_\_\_

**veneer**

E maple  
 9 walnut  
 8 corian - glacier white  
 1 corian - deep nocturne black

**style**

X none

**base finish**

3 matte black powdercoat  
 6 polished stainless steel

**finish**

\_\_\_\_\_