

Standard Features

Etage tables feature a 4" thick top framed with 1/4" solid maple bead details. Legs are constructed of solid maple.

Etage tables are shipped fully assembled.

Design Selection

Wood Edge Detail

Order Code - X



Finish Selection

When specifying light finishes such as 836, 837, 840, 850 or 870 the color and characteristic variances of the solid wood are apparent. Therefore, exact color matches are not possible.

Architectural Maple Veneer

Standard Finish


805	841
823	850
834	860
836	861
837	865
839	866
840	870





Veneer Selection

Architectural Maple Veneer

Order Code - E

Reversed Diamond, Book Matched



	description	sku	w	d	h	weight	specifications	price
	rectangular occasional table approved for GSA contract GS-28F-7040G	E18	18	22	21 3/8	25		\$ 1293
	round occasional table approved for GSA contract GS-28F-7040G	E21	21	21	21 3/8	20		1437
	round occasional table approved for GSA contract GS-28F-7040G	E41	42	42	16	50		2293
	rectangular occasional table approved for GSA contract GS-28F-7040G	E48	48	28	16	50		1866

specification codes	series	sku	veneer	style	pull/hardware	finish
			<input type="checkbox"/> E maple	<input checked="" type="checkbox"/> none	<input checked="" type="checkbox"/> none	
	<input type="checkbox"/> N	<input type="checkbox"/> <input type="checkbox"/> <input type="checkbox"/>	<input type="checkbox"/> E	<input checked="" type="checkbox"/> X	<input checked="" type="checkbox"/> X	<input type="checkbox"/> <input type="checkbox"/> <input type="checkbox"/>