

Standard Features

Etage tables feature a 4" thick top framed with 1/4" solid maple bead details. Legs are constructed of solid maple.

Etage tables are shipped fully assembled.

Design Selection

Wood Edge Detail

Order Code - X



Finish Selection

When specifying light finishes such as 836, 837, 840, 850 or 870 the color and characteristic variances of the solid wood are apparent. Therefore, exact color matches are not possible.

Architectural Maple Veneer

Standard Finish


805	841
823	850
834	860
836	861
837	865
839	866
840	870





Veneer Selection

Architectural Maple Veneer

Order Code - E

Reversed Diamond, Book Matched



	description	sku	w	d	h	weight	specifications	price
	rectangular occasional table approved for GSA contract GS-27F-010GA	E18	18	22	21 3/8	25		\$ 1345
	round occasional table approved for GSA contract GS-27F-010GA	E21	21	21	21 3/8	20		1495
	round occasional table approved for GSA contract GS-27F-010GA	E41	42	42	16	50		2385
	rectangular occasional table approved for GSA contract GS-27F-010GA	E48	48	28	16	50		1942

specification codes	series	sku	veneer	style	pull/hardware	finish
	N		E maple	X none	X none	
			E	X	X	