


chapelle



Seat Height	Arm Height	W	D	Wall Height	Fabric	*Leather	Weight	Cubes/Qty				
18"	-	68½"	28⅞"	47¾"	14.5 yds.	-	205 lbs.	95.46' / 1				
457 mm	-	1740 mm	714 mm	1203 mm	13.3 m	-	92.9 kg	2.7 cu.				
COM	COL	1	2	3	4	5	6	7	8	9	10	11
3800	4090	4993	5122	5234	5299	5379	5476	5573	5718	5959	6185	6878

- 4875 Polished Aluminum Legs**
- 4875B Matte Black Powdercoat Legs**

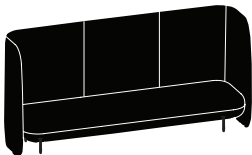
Full Wall. Fully upholstered. Two-seat with attached privacy wall on polished aluminum or matte black powdercoat legs. The wall is available in fabric or a leather alternative only. Standard with welt around seat. *All **COM/COL** fabrics must be preapproved by Bernhardt Design prior to application. Ships assembled. GREENGUARD Certified.

*Leather is approved for use only on seat. When specifying leather seat with fabric or leather alternative wall, use the yardage/square footage provided below. Leather is not approved for use on wall. See terms and conditions for contrasting fabric upcharges.

- A) One fabric, leather alternative or leather for seat
yardage: 5.5 yds. leather: 100.0 sq. ft.
- B) One fabric or leather alternative for wall
yardage: 9.0 yds.
- C) One fabric, leather alternative or leather for contrast welt
yardage: 0.5 yds. leather: 20.25 sq. ft.

Please specify the fabric, leather alternative or leather application by designating the appropriate letter on the purchase order.

chapelle



Seat Height	Arm Height	W	D	Wall Height	Fabric	*Leather	Weight	Cubes/Qty				
18"	-	99¾"	28⅞"	47¾"	18.5 yds.	-	265 lbs.	134.13' / 1				
457 mm	-	2534 mm	714 mm	1203 mm	16.9 m	-	120.2 kg	3.8 cu.				
COM	COL	1	2	3	4	5	6	7	8	9	10	11
5100	5470	6622	6786	6930	7012	7115	7238	7362	7547	7855	8143	9027

- 4877 Polished Aluminum Legs**
- 4877B Matte Black Powdercoat Legs**

Full Wall. Fully upholstered. Three-seat with attached privacy wall on polished aluminum or matte black powdercoat legs. The wall is available in fabric or a leather alternative only. Standard with welt around seat. *All **COM/COL** fabrics must be preapproved by Bernhardt Design prior to application. Ships assembled. GREENGUARD Certified.

*Leather is approved for use only on seat. When specifying leather seat with fabric or leather alternative wall, use the yardage/square footage provided below. Leather is not approved for use on wall. See terms and conditions for contrasting fabric upcharges.

- A) One fabric, leather alternative or leather for seat
yardage: 7.0 yds. leather: 125.0 sq. ft.
- B) One fabric or leather alternative for wall
yardage: 11.5 yds.
- C) One fabric, leather alternative or leather for contrast welt
yardage: 0.5 yds. leather: 20.25 sq. ft.

Please specify the fabric, leather alternative or leather application by designating the appropriate letter on the purchase order.

Seat Height		Arm Height		W	D	Wall Height	Fabric	*Leather	Weight	Cubes/Qty
18"		-		65¾"	28⅞"	47⅜"	14.5 yds.	-	200 lbs.	91.83'/1
457 mm		-		1670mm	714 mm	1203 mm	13.3 m	-	99.8 kg	2.6 cu.

chapelle



COM	COL	1	2	3	4	5	6	7	8	9	10	11
3500	3790	4693	4822	4934	4999	5079	5176	5273	5418	5659	5885	6578

4885L Open End. Left Wall Facing. Polished Aluminum Legs.

4885LB Open End. Left Wall Facing. Matte Black Powdercoat Legs.

4885R Open End. Right Wall Facing. Polished Aluminum Legs.

4885RB Open End. Right Wall Facing. Matte Black Powdercoat Legs.

Fully upholstered. Two-seat with attached privacy wall on polished aluminum or matte black powdercoat legs. The wall is available in fabric or a leather alternative only. Standard with welt around seat. *All COM/COL fabrics must be preapproved by Bernhardt Design prior to application. Ships assembled. GREENGUARD Certified.

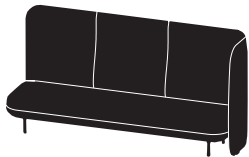
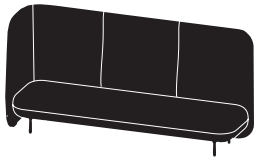
*Leather is approved for use only on seat. When specifying leather seat with fabric or leather alternative wall, use the yardage/square footage provided below. Leather is not approved for use on wall. See terms and conditions for contrasting fabric upcharges.

- A) One fabric, leather alternative or leather for seat
yardage: 5.5 yds. leather: 100.0 sq. ft.
- B) One fabric or leather alternative for wall
yardage: 9.0 yds.
- C) One fabric, leather alternative or leather for contrast welt
yardage: 0.5 yds. leather: 20.25 sq. ft.

Please specify the fabric, leather alternative or leather application by designating the appropriate letter on the purchase order.

Seat Height		Arm Height		W	D	Wall Height	Fabric	*Leather	Weight	Cubes/Qty
18"		-		97½"	28⅞"	47⅜"	17.0 yds.	-	255 lbs.	130.5'/1
457 mm		-		2477 mm	714 mm	1203 mm	15.5 m	-	115.7 kg	3.7 cu.

chapelle



COM	COL	1	2	3	4	5	6	7	8	9	10	11
4800	5140	6198	6349	6482	6557	6652	6765	6878	7048	7332	7596	8408

4887L Open End. Left Wall Facing. Polished Aluminum Legs.

4887LB Open End. Left Wall Facing. Matte Black Powdercoat Legs.

4887R Open End. Right Wall Facing. Polished Aluminum Legs.

4887RB Open End. Right Wall Facing. Matte Black Powdercoat Legs.

Fully upholstered. Three-seat with attached privacy wall on polished aluminum or matte black powdercoat legs. The wall is available in fabric or a leather alternative only. Standard with welt around seat. *All COM/COL fabrics must be preapproved by Bernhardt Design prior to application. Ships assembled. GREENGUARD Certified.

*Leather is approved for use only on seat. When specifying leather seat with fabric or leather alternative wall, use the yardage/square footage provided below. Leather is not approved for use on wall. See terms and conditions for contrasting fabric upcharges.

- A) One fabric, leather alternative or leather for seat
yardage: 7.0 yds. leather: 125.0 sq. ft.
- B) One fabric or leather alternative for wall
yardage: 10.0 yds.
- C) One fabric, leather alternative or leather for contrast welt
yardage: 0.5 yds. leather: 20.25 sq. ft.

Please specify the fabric, leather alternative or leather application by designating the appropriate letter on the purchase order.

Seat Height		Arm Height		W	D	Wall Height	Fabric	*Leather	Weight	Cubes/Qty
18"		-		65½"	28⅞"	47¾"	10.5 yds.	-	220 lbs.	91.83' / 1
457 mm		-		1664 mm	714 mm	1203 mm	9.6 m	-	99.8 kg	2.6 cu.

chapelle



COM	COL	1	2	3	4	5	6	7	8	9	10	11
3200	3410	4064	4157	4239	4285	4344	4414	4484	4589	4764	4927	5429

4895L Half Wall. Left Wall Facing. Polished Aluminum Legs.

4895LB Half Wall. Left Wall Facing. Matte Black Powdercoat Legs.

4895R Half Wall. Right Wall Facing. Polished Aluminum Legs.

4895RB Half Wall. Right Wall Facing. Matte Black Powdercoat Legs.

Fully upholstered. Two-seat with attached privacy wall on polished aluminum or matte black powdercoat legs. The wall is available in fabric or leather alternative only. Standard with welt around seat. *All COM/COL fabrics must be preapproved by Bernhardt Design prior to application. Ships assembled. GREENGUARD Certified.

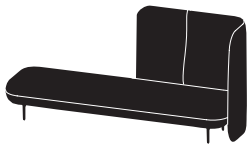

*Leather is approved for use only on seat. When specifying leather seat with fabric or leather alternative wall, use the yardage/square footage provided below. Leather is not approved for use on wall. See terms and conditions for contrasting fabric upcharges.

- A) One fabric, leather alternative or leather for seat
yardage: 5.5 yds. leather: 100.0 sq. ft.
- B) One fabric or leather alternative for wall
yardage: 5.0 yds.
- C) One fabric, leather alternative or leather for contrast welt
yardage: 0.5 yds. leather: 20.25 sq. ft.

Please specify the fabric, leather alternative or leather application by designating the appropriate letter on the purchase order.

chapelle

Seat Height		Arm Height		W	D	Wall Height	Fabric	*Leather	Weight	Cubes/Qty
18"		-		97¼"	28⅞"	47¾"	14.0 yds.	-	220 lbs.	130.5' / 1
457 mm		-		2470 mm	714 mm	1203 mm	12.8 m	-	99.8 kg	3.7 cu.



COM	COL	1	2	3	4	5	6	7	8	9	10	11
4500	4780	5652	5776	5885	5947	6025	6118	6212	6352	6585	6803	7472

4897L Half Wall. Left Wall Facing. Polished Aluminum Legs.

4897LB Half Wall. Left Wall Facing. Matte Black Powdercoat Legs.

4897R Half Wall. Right Wall Facing. Polished Aluminum Legs.

4897RB Half Wall. Right Wall Facing. Matte Black Powdercoat Legs.

Fully upholstered. Three-seat with attached privacy wall on polished aluminum or matte black powdercoat legs. The wall is available in fabric or a leather alternative only. Standard with welt around seat. *All COM/COL fabrics must be preapproved by Bernhardt Design prior to application. Ships assembled. GREENGUARD Certified.

*Leather is approved for use only on seat. When specifying leather seat with fabric or leather alternative wall, use the yardage/square footage provided below. Leather is not approved for use on wall. See terms and conditions for contrasting fabric upcharges.

- A) One fabric, leather alternative or leather for seat
yardage: 7.0 yds. leather: 125.0 sq. ft.
- B) One fabric or leather alternative for wall
yardage: 7.0 yds.
- C) One fabric, leather alternative or leather for contrast welt
yardage: 0.5 yds. leather: 20.25 sq. ft.

Please specify the fabric, leather alternative or leather application by designating the appropriate letter on the purchase order.