

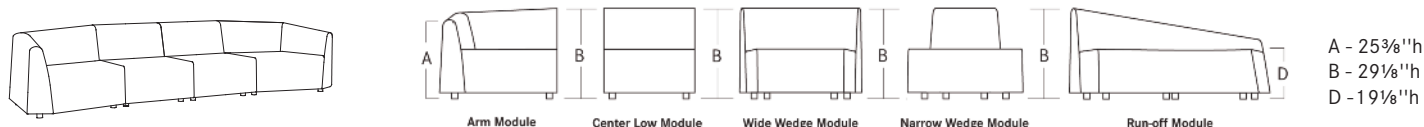
**Item**

Item is a modular seating product that creates free-designs. The Item modules twist, rise and fall in their design creating a final assembly sculptured from both the plan and elevation views. Item is offered in 10 different modules that range in shape and heights.

All necessary ganging brackets are included and pre-installed. Fabric on corner module will be railroaded. If modules are used in a configuration with the corner module, specify fabric railroaded.

Variations in heights within the item modular group makes it necessary to use only the modules with corresponding heights together. Modules cannot be mated to either A or D sides. Approved for GSA. Contract GS-27F-010GA.

**Illustration showing ONLY the low lounge modules for Item.**

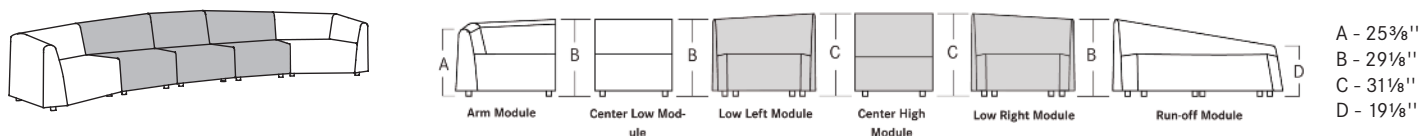


Item's change in height adds to the palette of creativity that already exists within the sectional group. Item is a modular seating product that creates freefloating seating designs. The Item modules twist, rise and fall in their design creating a final assembly sculptured

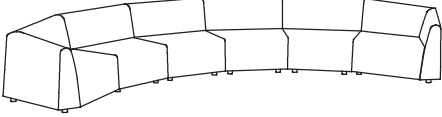
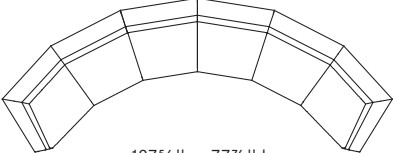
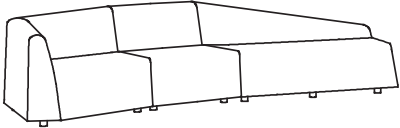
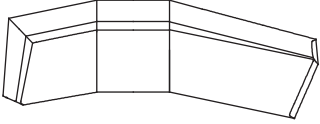
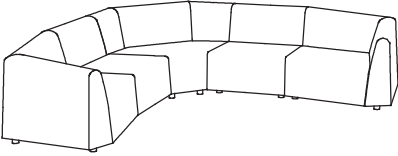
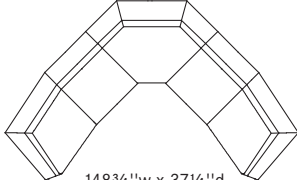
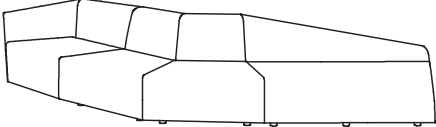
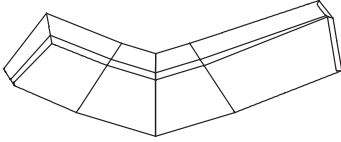
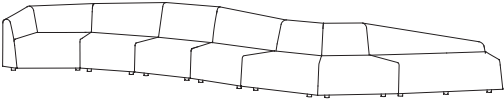
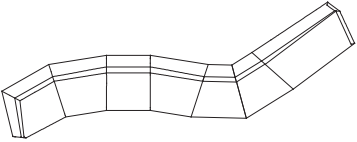
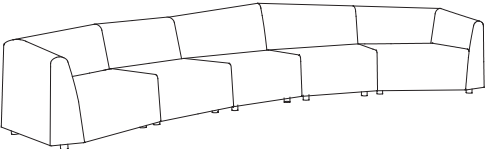
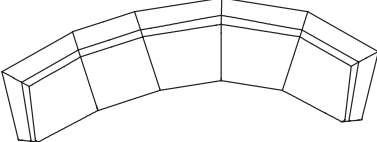
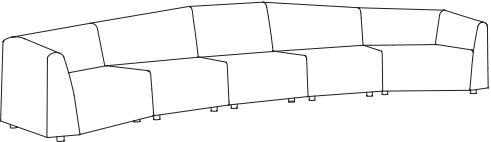
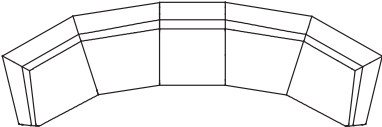
from both the plan and elevation views. Item is offered in 10 different modules that range in shape and heights. Fabric on corner module will be railroaded. If modules are used in a configuration with the corner module, specify fabric railroaded.

Shaded modules show the tall and transitional modules. **Note:** Tall and low modules must be paired with a unit with a matching height. The "C" height will only fit to other "C" height modules as the "B" height will only work with corresponding "B" height units.


**Illustration showing both the low and the taller transition modules for Item.**



Plan View	ISO View	Description
1 	 76 1/8" w x 42 3/8" d	(1) 5900L Left Arm Module (1) 5900R Right Arm Module
2 	 105 1/8" w x 42 3/8" d	(1) 5900L Left Arm Module (1) 5901CL Center Low Module (1) 5900R Right Arm Module
3 	 150 1/2" w x 67" d	(1) 5900L Left Arm Module (3) 5902NW Narrow Back Wedge (1) 5900R Right Arm Module

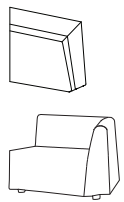
	Plan View	ISO View	Description
4		 197 <sup>3</sup> / <sub>8</sub> "w x 77 <sup>3</sup> / <sub>8</sub> "d	(1) 5900L Left Arm Module (4) 5902WW Wide Wedge Module (1) 5900R Right Arm Module
5		 127 <sup>3</sup> / <sub>4</sub> "w x 47 <sup>3</sup> / <sub>4</sub> "d	(1) 5900L Left Arm Module (1) 5901CL Center Low Module (1) 5904R Run-off Right Module
6		 148 <sup>3</sup> / <sub>4</sub> "w x 37 <sup>1</sup> / <sub>4</sub> "d	(1) 5900L Left Arm Module (1) 5901CL Center Low Module (1) 5905 Corner Module (1) 5901CL Center Low Module (1) 5900R Right Arm Module
7		 148 <sup>1</sup> / <sub>4</sub> "w x 55 <sup>3</sup> / <sub>8</sub> "d	(1) 5900L Left Arm Module (2) 5902NW Narrow Back Wedge (1) 5904R Run-off Right Module
8		 238 <sup>1</sup> / <sub>4</sub> "w x 91 <sup>3</sup> / <sub>4</sub> "d	(1) 5900L Left Corner Module (1) 5903LW Low Left Wedge Module (1) 5901CH Center High Module (1) 5903RW Low Right Wedge Module (2) 5902NW Narrow Back Wedge Module (1) 5904R Run-Off Right Module
9		 169 <sup>1</sup> / <sub>2</sub> "w x 55 <sup>3</sup> / <sub>4</sub> "d	(1) 5900L Left Corner Module (1) 5901CL Center Low Module (1) 5903RW Low Left Wedge Module (1) 5903RW Low Right Wedge Module (1) 5900R Right Corner Module
10		 171 <sup>1</sup> / <sub>8</sub> "w x 55 <sup>3</sup> / <sub>4</sub> "d	(1) 5900L Left Corner Module (1) 5903LW Low Left Wedge Module (1) 5901CH Center High Module (1) 5903RW Low Right Wedge Module (1) 5900R Right Corner Module

Seat Height	Arm Height	W	D	H	Fabric	Leather	Weight	Cubes/Qty				
16¾"	25⅜"	38"	42⅜"	29⅞"	5.8 yds.	101.0'	105 lbs.	32.10' / 1				
425 mm	645 mm	965 mm	1076 mm	740 mm	5.3 m	9.4 sqm	47.6 kg	.91 cu.				
COM	COL	1	2	3	4	5	6	7	8	9	10	11
1942	2058	2419	2471	2516	2542	2574	2613	2651	2709	2806	2896	3173



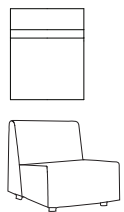
**Left Arm Module.** Fully upholstered. Ganging brackets included. \*All **COM/COL** fabrics must be preapproved by Bernhardt Design prior to application. Specify fabric railroaded when used with Item 5905 corner module. Level 1 and GREENGUARD Certified.

16¾"	25⅜"	38"	42⅜"	29⅞"	5.8 yds.	101.0'	105 lbs.	32.10' / 1				
425 mm	645 mm	965 mm	1076 mm	740 mm	5.3 m	9.4 sqm	47.6 kg	.91 cu.				
COM	COL	1	2	3	4	5	6	7	8	9	10	11
1942	2058	2419	2471	2516	2542	2574	2613	2651	2709	2806	2896	3173



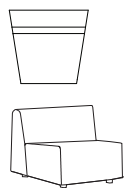
**Right Arm Module.** Fully upholstered. Ganging brackets included. \*All **COM/COL** fabrics must be preapproved by Bernhardt Design prior to application. Specify fabric railroaded when used with Item 5905 corner module. Level 1 and GREENGUARD Certified.

16¾"	-	29½"	37¼"	29⅞"	4.8 yds.	87.0'	85 lbs.	32.10' / 1				
425 mm	-	750 mm	946 mm	740 mm	4.4 m	8.1 sqm	38.5 kg	.91 cu.				
COM	COL	1	2	3	4	5	6	7	8	9	10	11
1338	1434	1733	1776	1813	1834	1861	1893	1925	1973	2053	2128	2357



**Center Low. Module** Fully upholstered. Ganging brackets included. \*All **COM/COL** fabrics must be preapproved by Bernhardt Design prior to application. Specify fabric railroaded when used with Item 5905 corner module. Level 1 and GREENGUARD Certified.



16¾"	-	38"	36⅝"	29⅞"	4.8 yds.	87.0'	85 lbs.	32.10' / 1				
425 mm	-	965 mm	930 mm	740 mm	4.4 m	8.1 sqm	38.5 kg	.91 cu.				
COM	COL	1	2	3	4	5	6	7	8	9	10	11
1338	1434	1733	1776	1813	1834	1861	1893	1925	1973	2053	2128	2357



**Wide Back Wedge Module.** Fully upholstered. Ganging brackets included. \*All **COM/COL** fabrics must be preapproved by Bernhardt Design prior to application. Specify fabric railroaded when used with Item 5905 corner module. Level 1 and GREENGUARD Certified.

Seat Height	Arm Height	W	D	H	Fabric	Leather	Weight	Cubes/Qty				
16¾"	-	37¼"	35¾"	29⅞"	4.5 yds.	87.0'	75 lbs.	32.10' / 1				
425 mm	-	946 mm	908 mm	740 mm	4.2 m	8.1 sqm	38.5 kg	.91 cu.				
COM	COL	1	2	3	4	5	6	7	8	9	10	11
1338	1428	1708	1748	1783	1803	1828	1858	1888	1933	2008	2078	2293

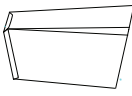
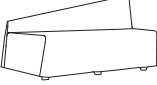
**item 5902NW**

Narrow Back Wedge Module. Fully upholstered. Ganging brackets included. \*All **COM/COL** fabrics must be preapproved by Bernhardt Design prior to application. Specify fabric railroaded when used with Item 5905 corner module. Level 1 and GREENGUARD Certified.

16¾"	-	64¼"	36⅞"	29⅞"	7.5 yds.	116.0'	121 lbs.	68.33' / 1				
425 mm	-	1632 mm	918 mm	740 mm	6.9 m	10.8 sqm	54.9 kg	1.93 cu.				
COM	COL	1	2	3	4	5	6	7	8	9	10	11
1942	2092	2559	2626	2684	2717	2759	2809	2859	2934	3059	3176	3534

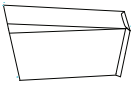
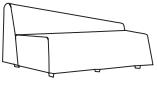
**item 5904L**

Run-off Left Module. Fully upholstered. Ganging brackets included. \*All **COM/COL** fabrics must be preapproved by Bernhardt Design prior to application. Specify fabric railroaded when used with Item 5905 corner module. Level 1 and GREENGUARD Certified.

16¾"	-	64¼"	36⅞"	29⅞"	7.5 yds.	116.0'	121 lbs.	68.33' / 1				
425 mm	-	1632 mm	918 mm	740 mm	6.9 m	10.8 sqm	54.9 kg	1.93 cu.				
COM	COL	1	2	3	4	5	6	7	8	9	10	11
1942	2092	2559	2626	2684	2717	2759	2809	2859	2934	3059	3176	3534


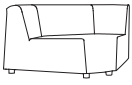
**item 5904R**

Run-off Right Module. Fully upholstered. Ganging brackets included. \*All **COM/COL** fabrics must be preapproved by Bernhardt Design prior to application. Specify fabric railroaded when used with Item 5905 corner module. Level 1 and GREENGUARD Certified.

16¾"	-	47¼"	47¼"	29⅞"	7.5 yds.	120.0'	195 lbs.	100.22' / 1				
425 mm	-	1200 mm	1200 mm	740 mm	6.9 m	11.1 sqm	88.0 kg	2.84 cu.				
COM	COL	1	2	3	4	5	6	7	8	9	10	11
1942	2092	2559	2626	2684	2717	2759	2809	2859	2934	3059	3176	3534

**item 5905**

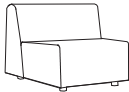
Corner Module. Fully upholstered. Ganging brackets included. \*All **COM/COL** fabrics must be preapproved by Bernhardt Design prior to application. Fabric railroaded. Level 1 and GREENGUARD Certified.

Seat Height	Arm Height	W	D	H	Fabric	Leather	Weight	Cubes/Qty				
16¾"	-	38"	37¼"	31⅞"	5.0 yds.	88.0'	85 lbs.	32.10' / 1				
425 mm	-	965 mm	946 mm	790 mm	4.6 m	8.2 sqm	38.5 kg	.91 cu.				
COM	COL	1	2	3	4	5	6	7	8	9	10	11
1338	1438	1750	1794	1833	1855	1883	1916	1950	2000	2083	2161	2400



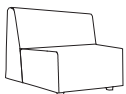
Center High Module. Fully upholstered. Ganging brackets included. \*All **COM/COL** fabrics must be preapproved by Bernhardt Design prior to application. Specify fabric railroaded when used with Item 5905 corner module. Level 1 and GREENGUARD Certified.

16¾"	-	38"	37¼"	31⅞"	4.7 yds.	87.0'	85 lbs.	32.10' / 1				
425 mm	-	965 mm	946 mm	790 mm	4.3 m	8.1 sqm	38.5 kg	.91 cu.				
COM	COL	1	2	3	4	5	6	7	8	9	10	11
1338	1432	1725	1767	1803	1824	1850	1882	1913	1960	2038	2111	2336



Low Left - High Right Wedge Module. Fully upholstered. Ganging brackets included. \*All **COM/COL** fabrics must be preapproved by Bernhardt Design prior to application. Specify fabric railroaded when used with Item 5905 corner module. Level 1 and GREENGUARD Certified.

16¾"	-	38"	36⅝"	31⅞"	4.7 yds.	87.0'	85 lbs.	32.10' / 1				
425 mm	-	965 mm	930 mm	790 mm	4.3 m	8.1 sqm	38.5 kg	.91 cu.				
COM	COL	1	2	3	4	5	6	7	8	9	10	11
1338	1432	1725	1767	1803	1824	1850	1882	1913	1960	2038	2111	2336



Low Right - High Left Wedge Module. Fully upholstered. Ganging brackets included. \*All **COM/COL** fabrics must be preapproved by Bernhardt Design prior to application. Specify fabric railroaded when used with Item 5905 corner module. Level 1 and GREENGUARD Certified.