

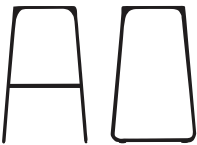





	Seat Height	Arm Height	W	D	H	Fabric	Leather	Weight	Cubes/Qty
<b>ace 1170G</b>	29½"	-	18¾"	18¼"	29½"	-	-	17 lbs.	6.48'/1
	750 mm	-	467 mm	464 mm	750 mm	-	-	7.7 kg	.18 cu.
	List Price								
	473								
	Barstool. Charcoal Gray. Steel frame powdercoated to match polypropylene seat. Seat 13¾" x 13¾". Level 1 and GREENGUARD Certified. Approved for GSA. Contract GS-27F-010GA.								

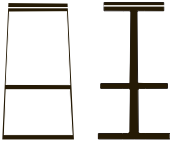
<b>ace 1171G</b>	25¼"	-	17¾"	17½"	25¼"	-	-	16 lbs.	5.64'/1
	641 mm	-	448 mm	445 mm	641 mm	-	-	7.3 kg	.15 cu.
	List Price								
	445								
	Counter Height Stool. Charcoal Gray. Steel frame powdercoated to match polypropylene seat. Seat 13¾" x 13¾". Level 1 and GREENGUARD Certified. Approved for GSA. Contract GS-27F-010GA.								


<b>ace 1170W</b>	29½"	-	18¾"	18¼"	29½"	-	-	17 lbs.	6.48'/1
	750 mm	-	467 mm	464 mm	750 mm	-	-	7.7 kg	.18 cu.
	List Price								
	473								
	Barstool. White. Steel frame powdercoated to match polypropylene seat. Seat 13¾" x 13¾". Approved for GSA. Contract GS-27F-010GA. Level 1 and GREENGUARD Certified.								

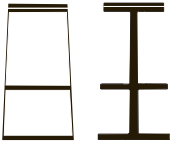
<b>ace 1171W</b>	25¼"	-	17¾"	17½"	25¼"	-	-	16 lbs.	5.64'/1
	641 mm	-	448 mm	445 mm	641 mm	-	-	7.3 kg	.15 cu.
	List Price								
	445								
	Counter Height Stool. White. Steel frame powdercoated to match polypropylene seat. Seat 13¾" x 13¾". Approved for GSA. Contract GS-27F-010GA. Level 1 and GREENGUARD Certified.								

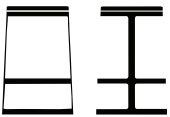
<b>ace 1170WC</b>	29½"	-	18¾"	18¼"	29½"	-	-	17 lbs.	6.48'/1
	750 mm	-	467 mm	464 mm	750 mm	-	-	7.7 kg	.18 cu.
	List Price								
	473								
	Barstool. White polypropylene seat. Polished chrome frame. Seat 13¾" x 13¾". Approved for GSA. Contract GS-27F-010GA. Level 1 and GREENGUARD Certified.								

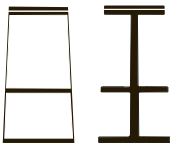
<b>ace 1171WC</b>	25¼"	-	17¾"	17½"	25¼"	-	-	16 lbs.	5.64'/1
	641 mm	-	448 mm	445 mm	641 mm	-	-	7.3 kg	.15 cu.
	List Price								
	445								
	Counter Height Stool. White polypropylene seat. Polished chrome frame. Seat 13¾" x 13¾". Approved for GSA. Contract GS-27F-010GA. Level 1 and GREENGUARD Certified.								

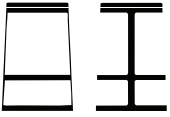
	Seat Height	Arm Height	W	D	H	Fabric	Leather	Weight	Cubes/Qty
<b>aro 1518</b>	31¼"	-	16⅜"	16⅜"	31¼"	-	-	28 lbs.	10.36'/1
	806 mm	-	416 mm	416 mm	806 mm	-	-	12.7 kg	.29 cu.
	List Price								
	1348								
	Barstool. Polished stainless steel. Maple swivel seat. Available in all finishes. When specifying light finishes 836, 837, 840, 850 or 870 the natural characteristics of the wood will be visible. See terms and conditions. Also available in counter height. Approved for GSA. Contract GS-27F-010GA. Level 1 and GREENGUARD Certified.								

<b>aro 1519</b>	24⅞"	-	15⅞"	15⅞"	24⅞"	-	-	25 lbs.	7.56'/1
	613 mm	-	403 mm	403 mm	613 mm	-	-	11.3 kg	.21 cu.
	List Price								
	1210								
	Counter Height Stool. Polished stainless steel. Maple swivel seat. Also available in bar height. Available in all finishes. When specifying light finishes 836, 837, 840, 850 or 870 the natural characteristics of the wood will be visible. See terms and conditions. Also available in bar height. Approved for GSA. Contract GS-27F-010GA. Level 1 and GREENGUARD Certified.								

<b>aro 1520</b>	31¼"	-	16⅜"	16⅜"	31¼"	-	-	28 lbs.	10.36'/1
	806 mm	-	416 mm	416 mm	806 mm	-	-	12.7 kg	.29 cu.
	List Price								
	1383								
	Barstool. Polished stainless steel. Walnut swivel seat. Available in 823, 839, 841, 860, 861, 866, 870 and LV8 finishes. When specifying light finishes 870 and LV8 the natural characteristics of the wood will be visible. See terms and conditions. Also available in counter height. Approved for GSA. Contract GS-27F-010GA. Level 1 and GREENGUARD Certified.								

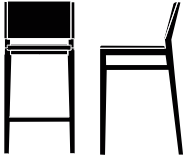
<b>aro 1521</b>	24⅞"	-	15⅞"	15⅞"	24⅞"	-	-	25 lbs.	7.56'/1
	613 mm	-	403 mm	403 mm	613 mm	-	-	11.3 kg	.21 cu.
	List Price								
	1243								
	Counter Height Stool. Polished stainless steel. Walnut swivel seat. Available in 823, 839, 841, 860, 861, 866, 870 and LV8 finishes. When specifying light finishes 870 and LV8 the natural characteristics of the wood will be visible. See terms and conditions. Also available in bar height. Approved for GSA. Contract GS-27F-010GA. Level 1 and GREENGUARD Certified.								

<b>aro 1522</b>	31¼"	-	16⅜"	16⅜"	31¼"	.75 yd.	10.0'	28 lbs.	10.36'/1				
	806 mm	-	416 mm	416 mm	806 mm	.7 m	.93 sqm	12.7 kg	.29 cu.				
	COM	COL	1	2	3	4	5	6	7	8	9	10	11
	1243	1258	1303	1312	1318	1321	1325	1330	1335	1343	1355	1367	1403
	Barstool. Polished stainless steel. Upholstered swivel seat. Certain thick or heavy pile fabrics or fabrics with very little stretch are not suitable for application on this product. *All COM/COL must be preapproved by Bernhardt Design prior to application. Also available in counter height. Approved for GSA. Contract GS-27F-010GA. Level 1 and GREENGUARD Certified.												

<b>aro 1523</b>	24⅞"	-	15⅞"	15⅞"	24⅞"	.75 yd.	10.0'	25 lbs.	7.56'/1				
	613 mm	-	403 mm	403 mm	613 mm	.7 m	.93 sqm	11.3 kg	.21 cu.				
	COM	COL	1	2	3	4	5	6	7	8	9	10	11
	1107	1122	1167	1176	1182	1185	1189	1194	1199	1207	1219	1231	1267
	Counter Height Stool. Polished stainless steel. Upholstered swivel seat. Certain thick or heavy pile fabrics or fabrics with very little stretch are not suitable for application on this product. *All COM/COL must be preapproved by Bernhardt Design prior to application. Also available in bar height. Approved for GSA. Contract GS-27F-010GA. Level 1 and GREENGUARD Certified.												

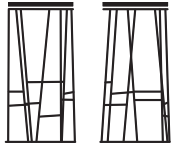
		Seat Height	Arm Height	W	D	H	Fabric	Leather	Weight	Cubes/Qty		
<b>caron 1618</b>		29 7/8"	-	19"	22 1/8"	41 3/8"	2.0 yds.	24.0'	40 lbs.	15.31' / 1		
		759 mm	-	483 mm	587 mm	1051 mm	1.8 m	7.3 sqm	18.1 kg	.43 cu.		
COM	COL	1	2	3	4	5	6	7	8	9	10	11
1273	1313	1433	1456	1471	1480	1491	1505	1518	1538	1571	1602	1698

Barstool. Brushed stainless steel stretcher guard. Maple solids. Available in all finishes. When specifying light finish 836, 837, 840, 850 or 870 the natural characteristics of the wood will be visible. See terms and conditions. Approved for GSA. Contract GS-27F-010GA. Level 1 and GREENGUARD Certified.




<b>forest 1527</b>		29 3/4"	-	15 1/2"	15 1/2"	29 3/4"	.5 yd.	10.0'	16 lbs.	10.36' / 1		
		756 mm	-	394 mm	394 mm	756 mm	.5 m	.93 sqm	7.3 kg	.29 cu.		
COM	COL	1	2	3	4	5	6	7	8	9	10	11
595	605	635	641	645	647	650	653	657	662	670	678	702

Barstool. Chrome plated steel frame. Upholstered 1/2" h, 14" w non-swivel seat. Non-swivel. Certain thick or heavy pile fabrics or fabrics with very little stretch are not suitable for application on this product. \*All COM/COL must be preapproved by Bernhardt Design prior to application. Level 1 and GREENGUARD Certified.



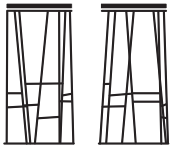
<b>forest 1528M</b>		30 1/2"	-	15 1/2"	15 1/2"	30 1/2"	-	-	16 lbs.	10.36' / 1	
		775 mm	-	394 mm	394 mm	775 mm	-	-	7.3 kg	.29 cu.	
List Price											
787											

Barstool. Chrome plated steel frame. Maple 1 1/4" h, 14" w swivel seat. Available in all finishes. When specifying light finishes 836, 837, 840, 850 or 870 the natural characteristics of the wood will be visible. See terms and conditions. Level 1 and GREENGUARD Certified.



<b>forest 1528W</b>		30 1/2"	-	15 1/2"	15 1/2"	30 1/2"	-	-	16 lbs.	10.36' / 1	
		775 mm	-	394 mm	394 mm	775 mm	-	-	7.3 kg	.29 cu.	
List Price											
817											

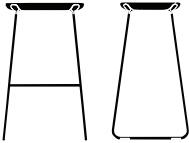
Barstool. Chrome plated steel frame. Walnut 1 1/4" h, 14" w swivel seat. Available in 823, 839, 841, 860, 861, 866, 870 and LV8 finishes. When specifying light finishes 870 and LV8 the natural characteristics of the wood will be visible. See terms and conditions. Level 1 and GREENGUARD Certified.



<b>forest 1529</b>		30 1/2"	-	15 1/2"	15 1/2"	30 1/2"	.5 yd.	10.0'	16 lbs.	10.36' / 1		
		775 mm	-	394 mm	394 mm	775 mm	.5 m	.93 sqm	7.3 kg	.29 cu.		
COM	COL	1	2	3	4	5	6	7	8	9	10	11
780	790	820	826	830	832	835	838	842	847	855	863	887

Barstool. Chrome plated steel frame. Upholstered 1 1/4" h, 14" w swivel seat. Certain thick or heavy pile fabrics or fabrics with very little stretch are not suitable for application on this product. \*All COM/COL must be preapproved by Bernhardt Design prior to application. Level 1 and GREENGUARD Certified.





	Seat Height	Arm Height	W	D	H	Fabric	Leather	Weight	Cubes/Qty
<b>laine</b>	29¾"	-	18¾"	16¾"	29¾"	-	-	24 lbs.	10.36'/1
	756 mm	-	467 mm	425 mm	756 mm	-	-	10.9 kg	.29 cu.
									
List Price									
1125									
<b>1545 Polished Stainless Steel</b>									
<b>1545B Brushed Stainless Steel</b>									
<p>Barstool. Walnut seat. Seat: 17" w x 13" d. Available in 823, 839, 841, 860, 861, 866, 870 and LV8 finishes. When specifying light finishes 870 and LV8 the natural characteristics of the wood will be visible. See terms and conditions. GREENGUARD Certified. Approved for GSA. Contract GS-27F-010GA.</p>									

<b>st. germain 1842</b>												
		30"	-	19½"	23½"	44"	2.4 yds.	27.2'	50 lbs.	15.31'/1		
		762 mm	-	495 mm	597 mm	1118 mm	2.2 m	2.5 sqm	22.7 kg	.43 cu.		
COM	COL	1	2	3	4	5	6	7	8	9	10	11
1390	1438	1582	1609	1628	1638	1652	1668	1684	1708	1748	1785	1900
<p>Barstool. Stainless steel stretcher guard. Parawood solids. Available only in finishes 805, 823, 834, 836, 839, 841, 845, 860, 861, 866 and 870. When specifying light finish 836 or 870 the natural characteristics of the wood will be visible. See terms and conditions. Standard with welt. For guest chair see St. Etienne. Level 1 and GREENGUARD Certified.</p>												

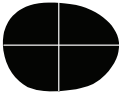

<b>studio 1453CS</b>												
		30½"	38¾"	22½"	21½"	43½"	1.0 yds.	18.7'	45 lbs.	15.31'/1		
		775 mm	984 mm	572 mm	546 mm	1105 mm	0.9 m	1.7 sqm	20.4 kg	.43 cu.		
COM	COL	1	2	3	4	5	6	7	8	9	10	11
1763	1783	1843	1855	1862	1867	1872	1879	1886	1896	1912	1928	1976
<p>Barstool. Brushed nickel. Maple solids on back and arms. Available in all finishes. When specifying light finish 836, 837, 840, 850 and 870 the natural characteristics of the wood will be visible. See terms and conditions. Also available as guest chair. Approved for GSA. Contract GS-27F-010GA. Level 1 and GREENGUARD Certified.</p>												

<b>vanish 1531</b>												
		30"	-	16½"	17¼"	31"	-	-	26 lbs.	10.36'/1		
		762 mm	-	419 mm	438 mm	787 mm	-	-	11.8	.29 cu.		
List												
787												
<p>Barstool. Chrome plated steel stretcher guard. Maple solids. Available in all finishes. When specifying light finishes 836, 837, 840, 850 or 870 the natural characteristics of the wood will be visible. Level 1 and GREENGUARD Certified.</p>												



<b>zoe 1617</b>												
		30"	-	19¼"	21¾"	40½"	2.5 yds.	30.0'	35 lbs.	15.31'/1		
		762 mm	-	489 mm	543 mm	1020 mm	2.3 m	2.8 sqm	15.9 kg	.43 cu.		
COM	COL	1	2	3	4	5	6	7	8	9	10	11
1280	1330	1480	1508	1528	1539	1553	1569	1586	1611	1653	1692	1811
<p>Barstool. Brushed stainless steel stretcher guard. Maple solids. Available in all finishes. When specifying light finishes 836, 837, 840, 850 or 870 the natural characteristics of the wood will be visible. See terms and conditions. Standard with welt along base. Certain stiff fabrics or fabrics with very little stretch are not suitable for application on this product. *All COM/COL must be preapproved by Bernhardt Design prior to application. Level 1 and GREENGUARD Certified.</p>												

	Seat Height	Arm Height	W	D	H	Fabric	Leather	Weight	Cubes/Qty				
<b>aire</b>	16"	-	24"	22"	16"	1.5 yds.	20.0'	24 lbs.	12.50'/1				
	406 mm	-	610 mm	559 mm	406 mm	1.4 m	1.9 sqm	10.9 kg	.35 cu.				
	COM	COL	1	2	3	4	5	6	7	8	9	10	11
	773	803	893	910	922	928	937	947	957	972	997	1020	1092
	<b>1091 Polished Stainless Steel</b>												
	<b>1091K Matte Black Powdercoat</b>												


Bench. Organic shaped with four-panel upholstered seat with saddle stitch detail. 1/2" diameter stainless steel base available in polished or matte black powdercoat finish. Non-marring glides. Base dimensions: w13 1/8" d13 1/8" h14 3/4". \*All COM/COL fabrics must be preapproved by Bernhardt Design prior to application. GREENGUARD Certified.

<b>aire</b>	16"	-	30"	23"	16"	1.5 yds.	20.0'	29 lbs.	13.86'/1				
	406 mm	-	762 mm	584 mm	406 mm	1.4 m	1.9 sqm	13.2 kg	.39 cu.				
	COM	COL	1	2	3	4	5	6	7	8	9	10	11
	876	906	996	1013	1025	1031	1040	1050	1060	1075	1100	1123	1195
	<b>1092 Polished Stainless Steel</b>												
	<b>1092K Matte Black Powdercoat</b>												


Bench. Organic shaped with four-panel upholstered seat with saddle stitch detail. 1/2" diameter stainless steel base available in polished or matte black powdercoat finish. Non-marring glides. Base dimensions: w18 1/4" d12 7/8" h14 3/4". \*All COM/COL fabrics must be preapproved by Bernhardt Design prior to application. GREENGUARD Certified.

<b>aire</b>	16"	-	52"	26 1/2"	16"	3.0 yds.	33.0'	52 lbs.	23.13'/1				
	406 mm	-	1321 mm	673 mm	406 mm	2.7 m	3.1 sqm	23.6 kg	.65 cu.				
	COM	COL	1	2	3	4	5	6	7	8	9	10	11
	1236	1296	1476	1510	1533	1546	1563	1583	1603	1633	1683	1730	1873
	<b>1093 Polished Stainless Steel</b>												
	<b>1093K Matte Black Powdercoat</b>												


Bench. Organic shaped with four-panel upholstered seat with saddle stitch detail. 1/2" diameter stainless steel base available in polished or matte black powdercoat finish. Non-marring glides. Base dimensions: w33 1/4" d16 1/8" h14 3/4". \*All COM/COL fabrics must be preapproved by Bernhardt Design prior to application. GREENGUARD Certified.

<b>apel 5850</b>	17 1/4"	-	22 1/4"	22 1/4"	17 1/2"	1.6 yds.	30.0'	20.0 lbs.	7.0'/1				
	438 mm	-	565 mm	565 mm	445 mm	1.5 m	2.8 sqm	9.07 kg	.19 cu.				
	COM	COL	1	2	3	4	5	6	7	8	9	10	11
	605	637	733	751	764	771	780	790	801	817	844	869	945


Ottoman. Fully upholstered. Saddle stitch. \*All COM/COL fabrics must be preapproved by Bernhardt Design prior to application. Approved for GSA. Contract GS-27F-010GA. Level 1 and GREENGUARD Certified.

<b>apel 5850L</b>	17 1/4"	-	22 1/4"	22 1/4"	17 1/2"	1.6 yds.	30.0'	20.0 lbs.	7.0'/1				
	438 mm	-	565 mm	565 mm	445 mm	1.5 m	2.8 sqm	9.07 kg	.19 cu.				
	COM	COL	1	2	3	4	5	6	7	8	9	10	11
	787	819	915	933	946	953	962	972	983	999	1026	1051	1127


Ottoman. Fully upholstered. Loop master stitch. Thread color must be specified. Reference Apel/Stitching on BernhardtDesign.com for color options. \*All COM/COL fabrics must be preapproved by Bernhardt Design prior to application. Approved for GSA. Contract GS-27F-010GA. Level 1 and GREENGUARD Certified.

		Seat Height	Arm Height	W	D	H	Fabric	Leather	Weight	Cubes/Qty			
<b>apel 5850M</b>		17½"	-	22¼"	22¼"	17½"	1.6 yds.	30.0'	20.0 lbs.	7.0' / 1			
		445 mm	-	565 mm	565 mm	445 mm	1.5 m	2.8 sqm	9.07 kg	.19 cu.			
	COM	COL	1	2	3	4	5	6	7	8	9	10	11
	727	759	855	873	886	893	902	912	923	939	966	991	1067


Mobile ottoman. Eight small concealed casters. Fully upholstered. Saddle stitch. \*All **COM/COL** fabrics must be preapproved by Bernhardt Design prior to application. Approved for GSA. Contract GS-27F-010GA. Level 1 and GREENGUARD Certified.

<b>apel 5850ML</b>		17½"	-	22¼"	22¼"	17½"	1.6 yds.	30.0'	20.0 lbs.	7.0' / 1			
		445 mm	-	565 mm	565 mm	445 mm	1.5 m	2.8 sqm	9.07 kg	.19 cu.			
	COM	COL	1	2	3	4	5	6	7	8	9	10	11
	907	939	1035	1053	1066	1073	1082	1092	1103	1119	1146	1171	1247


Mobile Ottoman. Eight small concealed casters. Fully upholstered. Loop master stitch. Thread color must be specified. Reference Apel/Stitching on BernhardtDesign.com for color options. \*All **COM/COL** fabrics must be preapproved by Bernhardt Design prior to application. Approved for GSA. Contract GS-27F-010GA. Level 1 and GREENGUARD Certified.

<b>apel 5851</b>		16½"	-	41¼"	41¼"	16½"	3.3 yds.	65.0'	66 lbs.	32.10' / 1			
		419 mm	-	1048 mm	1048 mm	419 mm	3.0 m	6.0 sqm	29.9 kg	.91 cu.			
	COM	COL	1	2	3	4	5	6	7	8	9	10	11
	1239	1305	1503	1540	1566	1580	1599	1621	1643	1676	1731	1782	1940


Ottoman. Fully upholstered. Saddle stitch. \*All **COM/COL** fabrics must be preapproved by Bernhardt Design prior to application. Approved for GSA. Contract GS-27F-010GA. Level 1 and GREENGUARD Certified.

<b>apel 5851L</b>		16½"	-	41¼"	41¼"	16½"	3.3 yds.	65.0'	66 lbs.	32.10' / 1			
		419 mm	-	1048 mm	1048 mm	419 mm	3.0 m	6.0 sqm	29.9 kg	.91 cu.			
	COM	COL	1	2	3	4	5	6	7	8	9	10	11
	1420	1486	1684	1721	1747	1761	1780	1802	1824	1857	1912	1963	2121

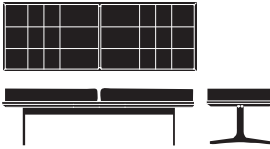
Ottoman. Fully upholstered. Loop master stitch. Thread color must be specified. Reference Apel/Stitching on BernhardtDesign.com for color options. \*All **COM/COL** fabrics must be preapproved by Bernhardt Design prior to application. Approved for GSA. Contract GS-27F-010GA. Level 1 and GREENGUARD Certified.

<b>argon 5811</b>		17¼"	-	44"	20¾"	17¼"	2.1 yds.	25.0'	85 lbs.	29.75' / 1			
		438 mm	-	1118 mm	527 mm	438 mm	1.9 m	2.3 sqm	38.6 kg	.84 cu.			
	COM	COL	1	2	3	4	5	6	7	8	9	10	11
	2317	2359	2485	2509	2525	2534	2546	2560	2574	2595	2630	2663	2763

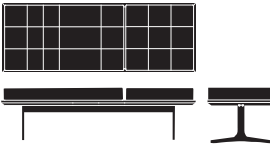
Solid Walnut Bench. 43" tufted cushion. Polished stainless steel legs. Available in 823, 839, 841, 860, 861, 866, 870 and LV8 finishes. When specifying light finishes 870 and LV8 the natural characteristics of the wood will be visible. See terms and conditions. \*All **COM/COL** fabrics must be preapproved by Bernhardt Design prior to application. Approved for GSA. Contract GS-27F-010GA. Level 1 and GREENGUARD Certified.

<b>argon 5821</b>		17¼"	-	60"	20¾"	17¼"	3.0 yds.	33.0'	115 lbs.	29.75' / 1			
		438 mm	-	1524 mm	527 mm	438 mm	2.7 m	3.1 sqm	52.2 kg	.84 cu.			
	COM	COL	1	2	3	4	5	6	7	8	9	10	11
	2573	2633	2813	2847	2870	2883	2900	2920	2940	2970	3020	3067	3210


Solid Walnut Bench. 59" tufted cushion. Polished stainless steel legs. Available in 823, 839, 841, 860, 861, 866, 870 and LV8 finishes. When specifying light finishes 870 and LV8 the natural characteristics of the wood will be visible. See terms and conditions. Fabric must be Railroaded. \*All **COM/COL** fabrics must be preapproved by Bernhardt Design prior to application. Approved for GSA. Contract GS-27F-010GA. Level 1 and GREENGUARD Certified.

		Seat Height	Arm Height	W	D	H	Fabric	Leather	Weight	Cubes/Qty				
<b>argon 5822</b>		17¼"	-	60"	20¾"	17¼"	3.5 yds.	40.0'	115 lbs.	29.75'/1				
		438 mm	-	1524 mm	527 mm	438 mm	3.2 m	3.7 sqm	52.2 kg	.84 cu.				
		COM	COL	1	2	3	4	5	6	7	8	9	10	11
		2704	2774	2984	3023	3051	3066	3086	3109	3132	3167	3226	3280	3447


Solid Walnut Bench. Two 29½" tufted cushions. Polished stainless steel legs. Available in 823, 839, 841, 860, 861, 866, 870 and LV8 finishes. When specifying light finishes 870 and LV8 the natural characteristics of the wood will be visible. See terms and conditions. \*All **COM/COL** fabrics must be preapproved by Bernhardt Design prior to application. Approved for GSA. Contract GS-27F-010GA. Level 1 and GREENGUARD Certified.

<b>argon 5823</b>		17¼"	-	60"	20¾"	17¼"	4.0 yds.	35.0'	115 lbs.	29.75'/1				
		438 mm	-	1524 mm	527 mm	438 mm	3.7 m	3.3 sqm	52.2 kg	.84 cu.				
		COM	COL	1	2	3	4	5	6	7	8	9	10	11
		2704	2784	3024	3069	3100	3118	3140	3167	3193	3233	3300	3362	3553

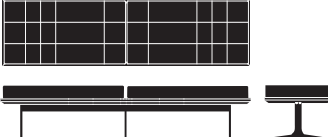
Solid Walnut Bench. 37½" and 21½" tufted cushions. Polished stainless steel legs. Available in 823, 839, 841, 860, 861, 866, 870 and LV8 finishes. When specifying light finishes 870 and LV8 the natural characteristics of the wood will be visible. See terms and conditions. \*All **COM/COL** fabrics must be preapproved by Bernhardt Design prior to application. Approved for GSA. Contract GS-27F-010GA. Level 1 and GREENGUARD Certified.

<b>argon 5823W</b>		17¼"	-	60"	20¾"	17¼"	2.1 yds.	24.0'	120 lbs.	29.75'/1				
		438 mm	-	1524 mm	527 mm	438 mm	1.9 m	2.2 sqm	54.4 kg	.84 cu.				
		COM	COL	1	2	3	4	5	6	7	8	9	10	11
		2704	2746	2872	2896	2912	2921	2933	2947	2961	2982	3017	3050	3150

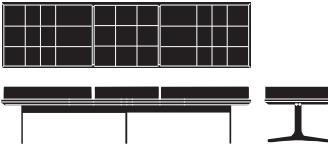
Solid Walnut Bench. 37½" tufted cushion with 20¾" w walnut shelf. Polished stainless steel legs. Available in 823, 839, 841, 860, 861, 866 and 870 finishes. When specifying light finish 870 the natural characteristics of the wood will be visible. LV8 finish is not available on 5823W. See terms and conditions. \*All **COM/COL** fabrics must be preapproved by Bernhardt Design prior to application. Approved for GSA. Contract GS-27F-010GA. Level 1 and GREENGUARD Certified.

<b>argon 5831</b>		17¼"	-	81"	20¾"	17¼"	3.3 yds.	50.0'	180 lbs.	37.62'/1				
		438 mm	-	2057 mm	527 mm	438 mm	3.0 m	4.6 sqm	81.6 kg	1.07 cu.				
		COM	COL	1	2	3	4	5	6	7	8	9	10	11
		3217	3283	3481	3518	3544	3558	3577	3599	3621	3654	3709	3760	3918


Solid Walnut Bench. 80" tufted cushion. Polished stainless steel legs. Available in 823, 839, 841, 860, 861, 866, 870 and LV8 finishes. When specifying light finishes 870 and LV8 the natural characteristics of the wood will be visible. See terms and conditions. Fabric must be railroaded. \*All **COM/COL** fabrics must be preapproved by Bernhardt Design prior to application. Approved for GSA. Contract GS-27F-010GA. Level 1 and GREENGUARD Certified.

<b>argon 5832</b>		17¼"	-	81"	20¾"	17¼"	4.3 yds.	50.0'	180 lbs.	37.62'/1				
		438 mm	-	2057 mm	527 mm	438 mm	3.9 m	4.6 sqm	81.6 kg	1.07 cu.				
		COM	COL	1	2	3	4	5	6	7	8	9	10	11
		3474	3560	3818	3866	3900	3919	3943	3971	4000	4043	4115	4182	4387

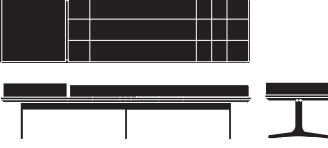
Solid Walnut Bench. Two 40" tufted cushions. Polished stainless steel legs. Available in 823, 839, 841, 860, 861, 866, 870 and LV8 finishes. When specifying light finishes 870 and LV8 the natural characteristics of the wood will be visible. See terms and conditions. \*All **COM/COL** fabrics must be preapproved by Bernhardt Design prior to application. Approved for GSA. Contract GS-27F-010GA. Level 1 and GREENGUARD Certified.

	Seat Height	Arm Height	W	D	H	Fabric	Leather	Weight	Cubes/Qty				
<b>argon 5833</b>	17¼"	-	81"	20¾"	17¼"	5.3 yds.	60.0'	180 lbs.	37.62' / 1				
	438 mm	-	2057 mm	527 mm	438 mm	4.8 m	5.6 sqm	81.6 kg	1.07 cu.				
	COM	COL	1	2	3	4	5	6	7	8	9	10	11
	3602	3708	4026	4085	4127	4150	4180	4215	4250	4303	4392	4474	4727


Solid Walnut Bench. One 21½" and two 29½" tufted cushions. Polished stainless steel legs. Available in 823, 839, 841, 860, 861, 866, 870 and LV8 finishes. When specifying light finishes 870 and LV8 the natural characteristics of the wood will be visible. See terms and conditions. \*All **COM/COL** fabrics must be preapproved by Bernhardt Design prior to application. Approved for GSA. Contract GS-27F-010GA. Level 1 and GREENGUARD Certified.

	Seat Height	Arm Height	W	D	H	Fabric	Leather	Weight	Cubes/Qty				
<b>argon 5833W</b>	17¼"	-	81"	20¾"	17¼"	3.5 yds.	40.0'	185 lbs.	37.62' / 1				
	438 mm	-	2057 mm	527 mm	438 mm	3.2 m	3.7 sqm	83.9 kg	1.07 cu.				
	COM	COL	1	2	3	4	5	6	7	8	9	10	11
	3602	3672	3882	3921	3949	3964	3984	4007	4030	4065	4124	4178	4345

Solid Walnut Bench. Two 29½" tufted cushions with 20¾" walnut shelf. Polished stainless steel legs. Available in 823, 839, 841, 860, 861, 866 and 870 finishes. When specifying light finish 870 the natural characteristics of the wood will be visible. LV8 finish is not available on 5833W. See terms and conditions. \*All **COM/COL** fabrics must be preapproved by Bernhardt Design prior to application. Approved for GSA. Contract GS-27F-010GA. Level 1 and GREENGUARD Certified.

	Seat Height	Arm Height	W	D	H	Fabric	Leather	Weight	Cubes/Qty				
<b>argon 5834W</b>	17¼"	-	81"	20¾"	17¼"	3.0 yds.	33.0'	185 lbs.	37.62' / 1				
	438 mm	-	2057 mm	527 mm	438 mm	2.7 m	3.1 sqm	83.9 kg	1.07 cu.				
	COM	COL	1	2	3	4	5	6	7	8	9	10	11
	3474	3534	3714	3748	3771	3784	3801	3821	3841	3871	3921	3968	4111

Solid Walnut Bench. 59" tufted cushion with 20¾" walnut shelf. Polished stainless steel legs. Available in 823, 839, 841, 860, 861, 866 and 870 finishes. When specifying light finish 870 the natural characteristics of the wood will be visible. LV8 finish is not available on 5834W. See terms and conditions. Fabric must be railroaded. \*All **COM/COL** fabrics must be preapproved by Bernhardt Design prior to application. Approved for GSA. Contract GS-27F-010GA. Level 1 and GREENGUARD Certified.

	Seat Height	Arm Height	W	D	H	Fabric	Leather	Weight	Cubes/Qty				
<b>balance 6860</b>	18½"	-	19"	19"	18½"	2.8 yds.	27.8'	20 lbs.	7.0' / 1				
	470 mm	-	483 mm	483 mm	470 mm	2.6 m	2.6 sqm	9 kg	.19 cu.				
	COM	COL	1	2	3	4	5	6	7	8	9	10	11
	471	527	695	727	748	761	776	795	814	842	888	932	1066


Mobile Stool. Fully upholstered. Six casters. \*All **COM/COL** fabrics must be preapproved by Bernhardt Design prior to application. Level 1 and GREENGUARD Certified.

When using a combination of fabrics or leathers, the following yardage must be used and upcharges apply. See terms and conditions for contrasting fabric and welt upcharges.

A) One fabric or leather for top seat panel  
yardage: 0.8 yds. leather: 6.8 sq. ft.

B) One fabric or leather for body  
yardage: 2.0 yds. leather: 21.0 sq. ft.

Please specify the fabric or leather application by designating the appropriate letter on the purchase order.

	Seat Height	Arm Height	W	D	H	Fabric	Leather	Weight	Cubes/Qty				
<b>balance 6861</b>	18"	-	20½"	20"	18"	2.3 yds.	20.0'	35 lbs.	7.0' / 1				
	457 mm	-	521 mm	508 mm	457 mm	2.1 m	1.9 sqm	15.9 kg	.19 cu.				
	COM	COL	1	2	3	4	5	6	7	8	9	10	11
	861	907	1045	1071	1089	1099	1112	1127	1143	1166	1204	1240	1350

Bench. Fully upholstered. Polished chrome frame. \*All **COM/COL** fabrics must be preapproved by Bernhardt Design prior to application. Level 1 and GREENGUARD Certified.



Seat Height	Arm Height	W	D	H	Fabric	Leather	Weight	Cubes/Qty				
18"	-	41½"	20"	18"	2.8 yds.	37.7'	55 lbs.	29.75'/1				
457 mm	-	1054 mm	508 mm	457 mm	2.6 m	3.5 sqm	24.9 kg	.84 cu.				
COM	COL	1	2	3	4	5	6	7	8	9	10	11
1091	1147	1315	1347	1368	1381	1396	1415	1434	1462	1508	1552	1686

Bench. Fully upholstered. Polished chrome frame. \*All COM/COL fabrics must be preapproved by Bernhardt Design prior to application. Level 1 and GREENGUARD Certified.



18"	-	63"	20"	18"	3.6 yds.	54.4'	85 lbs.	29.75'/1				
457 mm	-	1600 mm	508 mm	457 mm	3.3 m	5.1 sqm	38.6 kg	.84 cu.				
COM	COL	1	2	3	4	5	6	7	8	9	10	11
1518	1590	1806	1846	1874	1890	1910	1934	1958	1994	2054	2110	2282

Bench. Fully upholstered. Polished chrome frame. \*All COM/COL fabrics must be preapproved by Bernhardt Design prior to application. Level 1 and GREENGUARD Certified.



17⅝"	-	67"	21¼"	17⅝"	1.5 yds.	33.0'	106 lbs.	37.62'/1				
448 mm	-	1702 mm	540 mm	448 mm	1.4 m	3.1 sqm	48.1 kg	1.07 cu.				
COM	COL	1	2	3	4	5	6	7	8	9	10	11
2300	2330	2420	2437	2449	2455	2464	2474	2484	2499	2524	2547	2619

Maple solids. Upholstered seat. Standard with center seam and welt around seat. For seamless seat specify railroaded. If railroaded add 1.0 yard to fabric or leather alternatives requirement. Leather will have center seam. Available in all finishes. When specifying light finishes 836, 837, 840, 850 or 870 the natural characteristics of the wood will be visible. See terms and conditions. \*All COM/COL fabrics must be preapproved by Bernhardt Design prior to application.



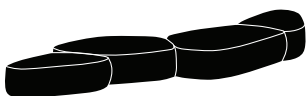
17⅝"	-	67"	21¼"	17⅝"	1.5 yds.	33.0'	106 lbs.	37.62'/1				
448 mm	-	1702 mm	540 mm	448 mm	1.4 m	3.1 sqm	48.1 kg	1.07 cu.				
COM	COL	1	2	3	4	5	6	7	8	9	10	11
2800	2830	2920	2937	2949	2955	2964	2974	2984	2999	3024	3047	3119

Walnut solids. Upholstered seat. Standard with center seam and welt around seat. For seamless seat specify railroaded. If railroaded add 1.0 yard to fabric or leather alternatives requirement. Leather will have center seam. Available in 823, 839, 841, 860, 861, 866, 870 and LV8 finishes. When specifying light finishes 870 and LV8 the natural characteristics of the wood will be visible. See terms and conditions. \*All COM/COL fabrics must be preapproved by Bernhardt Design prior to application.



colours

4831 - 4843 Colours Modular Lounge



Colours: a modular seating product comprised of 12 unique modules which may be used interchangeably to create an unlimited number of configurations. Approved for GSA. Contract GS-27F-010GA. Level 1 and GREENGUARD Certified.

For complete information reference Colours in the lounge - modular section of the price list.

	Seat Height	Arm Height	W	D	H	Fabric	Leather	Weight	Cubes/Qty
<b>cp.1</b>	15 $\frac{7}{8}$ "	-	26 $\frac{3}{4}$ "	22"	15 $\frac{7}{8}$ "	2.2 yds.	27.0'	31 lbs.	11.46' / 1
	391 mm	-	680 mm	559 mm	403 mm	2.0 m	2.5 sqm	14.1 kg	.32 cu.

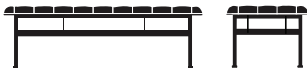


<b>6503 Polished Stainless Steel Base</b>		
<b>6503B Brushed Stainless Steel Base</b>		
COM	COL	BERNHARDT TEXTILES
FELT / LEATHER ALTERNATIVES	LEATHER / SUEDE	FELT
1280	1324	1571

<b>6503K Black Powdercoat Base</b>		
COM	COL	BERNHARDT TEXTILES
FELT / LEATHER ALTERNATIVES	LEATHER / SUEDE	FELT
1383	1427	1674

Ottoman. Quilted seat. Base dimensions: w23 $\frac{1}{8}$ " d18 $\frac{3}{4}$ " h13 $\frac{1}{2}$ ". A loop stitch cording traces the perimeter of the ottoman. Contrasting thread options are available. For thread color options reference CP.1/Stitching on BernhardtDesign.com. All Bernhardt Textiles leathers are suitable for application on this product. Firm, non-flexible leathers not recommended. \*All **COM/COL** fabrics must be preapproved by Bernhardt Design prior to application. Approved for GSA. Contract GS-27F-010GA. Level 1 and GREENGUARD Certified.  
**Available in leather, leather alternatives, suede or felt only.**

	Seat Height	Arm Height	W	D	H	Fabric	Leather	Weight	Cubes/Qty
<b>cp.1</b>	16 $\frac{5}{8}$ "	-	56 $\frac{1}{2}$ "	26 $\frac{1}{2}$ "	16 $\frac{3}{8}$ "	3.6 yds.	49.0'	60 lbs.	17.11' / 1
	416 mm	-	1435 mm	673 mm	416 mm	3.3 m	4.6 sqm	27.3 kg	.48 cu.



<b>6505 Polished Stainless Steel Base</b>		
<b>6505B Brushed Stainless Steel Base</b>		
COM	COL	BERNHARDT TEXTILES
FELT / LEATHER ALTERNATIVES	LEATHER / SUEDE	FELT
2362	2434	2838

<b>6505K Black Powdercoat Base</b>		
COM	COL	BERNHARDT TEXTILES
FELT / LEATHER ALTERNATIVES	LEATHER / SUEDE	FELT
2568	2640	3044

Two-seat Bench. Quilted seat. Base dimensions: w50 $\frac{1}{4}$ " d18 $\frac{1}{2}$ " h13 $\frac{3}{8}$ ". A loop stitch cording traces the perimeter of the bench. Contrasting thread options are available. For thread color options reference CP.1/Stitching on BernhardtDesign.com. All Bernhardt Textiles leathers are suitable for application on this product. Firm, non-flexible leathers not recommended. \*All **COM/COL** fabrics must be preapproved by Bernhardt Design prior to application. Approved for GSA. Contract GS-27F-010GA. Level 1 and GREENGUARD Certified.  
**Available in leather, leather alternatives, suede or felt only.**


	Seat Height	Arm Height	W	D	H	Fabric	Leather	Weight	Cubes/Qty
<b>cp.2</b>	15 $\frac{7}{8}$ "	-	26 $\frac{3}{4}$ "	22"	15 $\frac{7}{8}$ "	2.2 yds.	27.0'	31 lbs.	11.46' / 1
	391 mm	-	680 mm	559 mm	403 mm	2.0 m	2.5 sqm	14.1 kg	.32 cu.





<b>6504 Polished Stainless Steel Base</b>		
<b>6504B Brushed Stainless Steel Base</b>		
COM	COL	1 2 3 4 5 6 7 8 9 10 11
940	984	1116 1141 1158 1168 1180 1195 1209 1231 1268 1302 1407


<b>6504K Black Powdercoat Base</b>		
COM	COL	1 2 3 4 5 6 7 8 9 10 11
1043	1087	1219 1244 1261 1271 1283 1298 1312 1334 1371 1405 1510


Ottoman. Upholstered seat. Base dimensions: w23 $\frac{1}{8}$ " d18 $\frac{3}{4}$ " h13 $\frac{1}{2}$ ". \*All **COM/COL** fabrics must be preapproved by Bernhardt Design prior to application. Approved for GSA. Contract GS-27F-010GA. Level 1 and GREENGUARD Certified.


	Seat Height	Arm Height	W	D	H	Fabric	Leather	Weight	Cubes/Qty			
<b>cp.2</b>	16 3/8"	-	56 1/2"	26 1/2"	16 3/8"	3.6 yds.	49.0'	60 lbs.	17.11'/1			
	416 mm	-	1435 mm	673 mm	416 mm	3.3 m	4.6 sqm	27.3 kg	.48 cu.			
												
<b>6506 Polished Stainless Steel Base</b>												
<b>6506B Brushed Stainless Steel Base</b>												
COM	COL	1	2	3	4	5	6	7	8	9	10	11
1740	1812	2028	2068	2096	2112	2132	2156	2180	2216	2276	2332	2504
<b>6506K Black Powdercoat Base</b>												
COM	COL	1	2	3	4	5	6	7	8	9	10	11
1946	2018	2234	2274	2302	2318	2338	2362	2386	2422	2482	2538	2710
<p>Two-seat Bench. Upholstered seat. Base dimensions: w50 1/4" d18 1/2" h13 3/8". *All <b>COM/COL</b> fabrics must be preapproved by Bernhardt Design prior to application. Approved for GSA. Contract GS-27F-010GA. Level 1 and GREENGUARD Certified.</p>												


<b>cycle 2518</b>	18 1/4"	-	23 3/8"	23 3/8"	18 1/4"	1.5 yds.	18.0'	15 lbs.	7.0'/1			
	464 mm	-	600 mm	600 mm	464 mm	1.4 m	1.7 sqm	6.8 kg	.19 cu.			
												
COM	COL	1	2	3	4	5	6	7	8	9	10	11
840	870	960	977	989	995	1004	1014	1024	1039	1064	1087	1159
<p>Stool. Polished stainless steel frame. 18" diameter upholstered seat. *All <b>COM/COL</b> must be preapproved by Bernhardt Design prior to application. Level 1 and GREENGUARD Certified.</p>												


<b>egalité 8330</b>	17 5/8"	-	60 5/8"	19 1/2"	17 5/8"	2.5 yds.	37'	86 lbs.	29.75'/1			
	448 mm	-	1527 mm	495 mm	448 mm	2.3 m	3.4 sqm	39.0 kg	.84 cu.			
												
COM	COL	1	2	3	4	5	6	7	8	9	10	11
1637	1687	1837	1865	1885	1896	1910	1926	1943	1968	2010	2049	2168
<p>Bench. Upholstered seat. Maple solids. Available in all finishes. When specifying light finishes 836, 837, 840, 850 or 870 the natural characteristics of the wood will be visible. See terms and conditions. *All <b>COM/COL</b> must be preapproved by Bernhardt Design prior to application. Approved for GSA. Contract GS-27F-010GA.</p>												


<b>fly 4670</b>	16 1/4"	-	60"	20 7/8"	16 1/4"	-	-	75 lbs.	24.33'/1
	413 mm	-	1524 mm	530 mm	413 mm	-	-	34.0 kg	.69 cu.
									
List Price									
2070									
<p>Bench. Polished stainless steel legs. Solid maple wood seat. Available in all finishes. When specifying light finishes 836, 837, 840, 850 or 870 the natural characteristics of the wood will be visible. See terms and conditions.</p>									


<b>fly 4671</b>	16 1/4"	-	72"	20 7/8"	16 1/4"	-	-	110 lbs.	24.33'/1
	413 mm	-	1829 mm	530 mm	413 mm	-	-	49.9 kg	.69 cu.
									
List Price									
2207									
<p>Bench. Polished stainless steel legs. Solid maple wood seat. Available in all finishes. When specifying light finishes 836, 837, 840, 850 or 870 the natural characteristics of the wood will be visible. See terms and conditions.</p>									


	Seat Height	Arm Height	W	D	H	Fabric	Leather	Weight	Cubes/Qty
<b>fly 4672</b>	16¼"	-	60"	20¾"	16¼"	-	-	75 lbs.	24.33' / 1
	413 mm	-	1524 mm	630 mm	413 mm	-	-	34.0 kg	.69 cu.
									
List Price									
3006									
Bench. Polished stainless steel legs. Solid walnut seat. Available in 823, 839, 841. 860, 861, 866, 870 and LV8 finishes. When specifying light finishes 870 and LV8 the natural characteristics of the wood will be visible. See terms and conditions.									

<b>fly 4673</b>	16¼"	-	72"	20¾"	16¼"	-	-	110 lbs.	24.33' / 1
	413 mm	-	1829 mm	530 mm	413 mm	-	-	49.9 kg	.69 cu.
									
List Price									
3144									
Bench. Polished stainless steel legs. Solid walnut seat. Available in 823, 839, 841. 860, 861, 866, 870 and LV8 finishes. When specifying light finishes 870 and LV8 the natural characteristics of the wood will be visible. See terms and conditions.									

<b>laurel 6810</b>	18½"	-	60"	23½"	18½"	3.0 yds.	44.0'	94 lbs.	29.75' / 1			
	470 mm	-	1524 mm	597 mm	470 mm	2.7 m	4.1 sqm	42.64 kg	.84 cu.			
												
COM	COL	1	2	3	4	5	6	7	8	9	10	11
1763	1823	2003	2037	2060	2073	2090	2110	2130	2160	2210	2257	2400
Bench with three panel upholstered seat. Parawood solids. Available only in finishes 805, 823, 834, 836, 839, 841, 845, 860, 861, 866 and 870. When specifying light finish 836 or 870 the natural characteristics of the wood will be visible. See terms and conditions. Standard with welt. Pile fabrics are not suitable for application on this product. *All COM/COL fabrics must be preapproved by Bernhardt Design prior to application.												

<b>mirador 8040A</b>	16½"	-	30"	28¾"	16½"	3.0 yds.	40.0'	55 lbs.	22.69' / 1			
	419 mm	-	762 mm	730 mm	419 mm	2.7 m	3.7 sqm	25.0 kg	.64 cu.			
												
COM	COL	1	2	3	4	5	6	7	8	9	10	11
1025	1085	1265	1299	1322	1335	1352	1372	1392	1422	1472	1519	1662
Bench. Fully upholstered with a polished cast aluminum frame with levelers and non-marring glides.*All COM/COL fabrics must be preapproved by Bernhardt Design prior to application. Approved for GSA. Contract GS-27F-010GA. Level 1 and GREENGUARD Certified.												

<b>mirador 8041A</b>	16½"	-	60"	28¾"	16½"	5.5 yds.	75.0'	122 lbs.	68.33' / 1			
	419 mm	-	1524 mm	730 mm	419 mm	5.0 m	7.0 sqm	55.5 kg	1.93 cu.			
												
COM	COL	1	2	3	4	5	6	7	8	9	10	11
1594	1704	2034	2096	2138	2163	2193	2230	2267	2322	2413	2499	2762
Bench. Fully upholstered with a polished cast aluminum frame with levelers and non-marring glides.*All COM/COL fabrics must be preapproved by Bernhardt Design prior to application. Approved for GSA. Contract GS-27F-010GA. Level 1 and GREENGUARD Certified.												

<b>mirador 8042A</b>	16½"	-	90"	28¾"	16½"	7.5 yds.	101.0'	181 lbs.	101.65' / 1			
	419 mm	-	2286 mm	730 mm	419 mm	6.9 m	9.4 sqm	82.3 kg	2.87 cu.			
												
COM	COL	1	2	3	4	5	6	7	8	9	10	11
1707	1857	2307	2391	2449	2482	2524	2574	2624	2699	2824	2941	3299
Bench. Fully upholstered with a polished cast aluminum frame with levelers and non-marring glides.*All COM/COL fabrics must be preapproved by Bernhardt Design prior to application. Approved for GSA. Contract GS-27F-010GA. Level 1 and GREENGUARD Certified.												

Seat Height	Arm Height	W	D	H	Fabric	Leather	Weight	Cubes/Qty
17 <sup>3</sup> / <sub>8</sub> "	-	60"	20"	17 <sup>3</sup> / <sub>8</sub> "	1.8 yds.	30.0'	60.0 lbs.	29.34' / 1
411 mm	-	1524 mm	508 mm	441 mm	1.6 m	2.8 sqm	27.2 kg	.83 cu.



COM	COL	1	2	3	4	5	6	7	8	9	10	11
1722	1758	1866	1886	1900	1908	1918	1930	1942	1960	1990	2018	2104

Bench. Maple solids. Upholstered seat. Fabric Railroaded. Standard with accent welt. Leather and leather alternatives will have center seam. Available in all finishes. When specifying light finishes 836, 837, 840, 850 or 870 the natural characteristics of the wood will be visible.

When using a combination of fabrics or leathers, the following yardage must be used and upcharges apply. See terms and conditions for contrasting fabric and welt upcharges.

- A) One fabric or leather for seat cushion  
yardage: 1.8 yds. leather: 25.0 sq. ft.
- B) One fabric or leather for contrasting welt  
yardage: .5 yds. leather: 15.0 sq. ft.

Please specify the fabric or leather application by designating the appropriate letter on the purchase order.

**stay**



19 <sup>1</sup> / <sub>4</sub> "	-	16"	16"	19 <sup>1</sup> / <sub>4</sub> "	2.25 yds.	40.0'	24 lbs.	7.00' / 1
489 mm	-	406 mm	406 mm	489 mm	2.1 m	3.7 sqm	10.9 kg	0.19 cu.

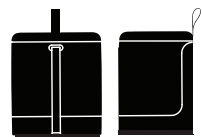
COM	COL	1	2	3	4	5	6	7	8	9	10	11
438	483	618	643	661	671	683	698	713	736	773	808	916

**5860 Casters**

**5860G Glides**

Ottoman. Four small concealed casters or glides. Fully upholstered. \*All **COM/COL** fabrics must be preapproved by Bernhardt Design prior to application. Approved for GSA. Contract GS-27F-010GA. Level 1 and GREENGUARD Certified.

**tour**



19 <sup>1</sup> / <sub>4</sub> "	-	17"	14 <sup>5</sup> / <sub>8</sub> "	19 <sup>1</sup> / <sub>4</sub> "	*	**	21 lbs.	12.1' / 1
489 mm	-	432 mm	372 mm	489 mm	*	**	9.5 kg	.34 cu.

COM/COL
897

**5880BL Black Belting Leather Handle**

**5880BR Brown Belting Leather Handle**

Ottoman. Fully upholstered. Seat and main body available in any approved Bernhardt Textiles, COM or COL. Back and lower body available only in leather and leather alternatives. Specify 5880BL for black belting handle, 5880BR for brown belting handle. Non-slip base surface. \*All **COM/COL** fabrics must be preapproved by Bernhardt Design prior to application. Level 1 and GREENGUARD Certified.

COM/COL price includes belting leather handle. Specify approved inline Bernhardt Textiles as COM/COL.

\* Seat and main body available in any approved COM, COL or Bernhardt Textiles. Specify approved inline Bernhardt Textiles as COM/COL.

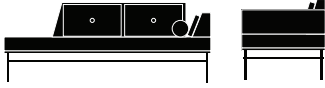
- A) One fabric, leather alternative or leather for seat and main upper body  
yardage: 1.0 yds. leather: 18.0 sq. ft.

\*\*Back and lower body available only in leather alternatives and leather. Specify approved inline Bernhardt Textiles as COM/COL.

- B) One leather alternative or leather for back and lower body.  
yardage: 1.0 yds. leather: 18.0 sq. ft.

When using a combination of fabrics, leather alternatives or leathers, the above yardage must be used. Contrasting upcharge not applicable. Please specify the fabric or leather application by designating the appropriate letter on the purchase order.

	Seat Height	Arm Height	W	D	H	Fabric	Leather	Weight	Cubes/Qty				
<b>workshop</b>	16½"	25¼"	74¾"	30¼"	29¼"	8.7 yds.	121.5'	154 lbs.	80.67'/1				
	419 mm	641 mm	1899 mm	768 mm	743 mm	7.9 m	11.3 sqm	70.3 kg	2.28 cu.				
	COM	COL	1	2	3	4	5	6	7	8	9	10	11
	4222	4396	4918	5015	5083	5121	5170	5228	5286	5373	5518	5653	6069



**6110A Chaise. Right Arm Facing**  
**6111A Chaise. Left Arm Facing**

Chaise. Brushed antique copper base. Upholstered seat. Fabric Railroaded. Two 21" w x 12" h back cushions with center button; one 20" w x 8¼" h arm cushion with center button; one 6" d x 19½" l bolster. \*All **COM/COL** fabrics must be preapproved by Bernhardt Design prior to application. Level 1 and GREENGUARD Certified.

When using a combination of fabrics or leathers, the following yardage must be used and upcharges apply. See terms and conditions for contrasting fabric upcharges.

- A) One fabric or leather for seat, back and arm  
 yardage: 4.6 yds. leather: 77.6 sq. ft.
- B) One fabric or leather for back pillows  
 yardage: 1.6 yds. leather: 27.0 sq. ft.
- C) One fabric or leather for arm pillow  
 yardage: .75 yds. leather: 12.2 sq. ft.
- D) One fabric or leather for bolster  
 yardage: .75 yds. leather: 12.7 sq. ft.

Please specify the fabric or leather application by designating the appropriate letter on the purchase order.

	Seat Height	Arm Height	W	D	H	Fabric	Leather	Weight	Cubes/Qty				
<b>workshop</b>	16½"	25¼"	74¾"	30¼"	29¼"	8.7 yds.	121.5'	155 lbs.	80.67'/1				
	419 mm	641 mm	1899 mm	768 mm	743 mm	7.9 m	11.3 sqm	70.3 kg	2.28 cu.				
	COM	COL	1	2	3	4	5	6	7	8	9	10	11
	3499	3673	4195	4292	4360	4398	4447	4505	4563	4650	4795	4930	5346



**6110B Chaise. Right Arm Facing**  
**6111B Chaise. Left Arm Facing**

Chaise. Brushed stainless steel base. Upholstered seat. Fabric Railroaded. Two 21" w x 12" h back cushions with center button; one 20" w x 8¼" h arm cushion with center button; one 6" d x 19½" l bolster. \*All **COM/COL** fabrics must be preapproved by Bernhardt Design prior to application. Level 1 and GREENGUARD Certified.

When using a combination of fabrics or leathers, the following yardage must be used and upcharges apply. See terms and conditions for contrasting fabric upcharges.

- A) One fabric or leather for seat, back and arm  
 yardage: 4.6 yds. leather: 77.6 sq. ft.
- B) One fabric or leather for back pillows  
 yardage: 1.6 yds. leather: 27.0 sq. ft.
- C) One fabric or leather for arm pillow  
 yardage: .75 yds. leather: 12.2 sq. ft.
- D) One fabric or leather for bolster  
 yardage: .75 yds. leather: 12.7 sq. ft.

Please specify the fabric or leather application by designating the appropriate letter on the purchase order.