

		Seat Height	Arm Height	W	D	H	Fabric	Leather	Weight	Cubes/Qty				
alta		17½-20½"	24-27"	27"	27"	33¾-36¾"	2 yds.	30.0'	57 lbs.	28.98' / 1				
		445-521 mm	610-686 mm	686 mm	686 mm	857-933 mm	1.8 m	2.79 sqm	25.9 kg	.82 cu.				
		COM	COL	1	2	3	4	5	6	7	8	9	10	11
		1338	1378	1498	1521	1536	1545	1556	1570	1583	1603	1636	1667	1763



580 Mid Back

580F Mid Back Fixed Height*

*Fixed Height Dimensions: Seat 19¼"h, 489mm Arm 26¼"h, 667mm Back 36"h, 914mm

Seat: Fully upholstered molded foam and plywood shell. *All **COM/COL** must be preapproved by Bernhardt Design prior to application.

Arms: Cantilevered polished aluminum arms with thin upholstered arm pads.

Base: Swivel/tilt mechanism with 2 degrees forward pitch and standard gas pneumatic lift cylinder, 27" 5-star polished aluminum base. Black dual wheel casters. Level 1 and GREENGUARD Certified.

alta		17½-20½"	24-27"	27"	27"	33¾-36¾"	3.0 yds.	43.5'	57 lbs.	28.98' / 1				
		445-521 mm	610-686 mm	686 mm	686 mm	857-933 mm	2.8 m	4.0 sqm	25.9 kg	.82 cu.				
		COM	COL	1	2	3	4	5	6	7	8	9	10	11
		1589	1649	1829	1863	1886	1899	1916	1936	1956	1986	2036	2083	2226



582 Mid Back. Upholstered Back Pad

582F Mid Back Fixed Height.* Upholstered Back Pad

*Fixed Height Dimensions: Seat 19¼"h, 489mm Arm 26¼"h, 667mm Back 36"h, 914mm

Seat: Fully upholstered molded foam and plywood shell. Upholstered back pad. *All **COM/COL** must be preapproved by Bernhardt Design prior to application. Level 1 and GREENGUARD Certified.

Arms: Cantilevered polished aluminum arms with thin arm pads upholstered in the fabric or leather of the body of the chair.

Base: Swivel/tilt mechanism with 2 degrees forward pitch and standard gas pneumatic lift cylinder, 27" 5-star polished aluminum base. Black dual wheel casters.

When using a combination of fabrics or leathers, the following yardage must be used and upcharges apply. See terms and conditions for contrasting fabric and welt upcharges.

- A) One fabric or leather for seat, back, and arm caps
yardage: 2.0 yds. leather: 30.0 sq. ft.
- B) One fabric or leather for back pad and welt
yardage: 1.0 yds. leather: 13.5 sq. ft.

alta		17½-20½"	24-27"	27"	27"	33¾-36¾"	-	**	57 lbs.	28.98' / 1			
		445-521 mm	610-686 mm	686 mm	686 mm	857-933 mm	-	**	25.9 kg	.82 cu.			
		COL											
		1650											



584 Mid Back. Perforated Leather Back Pad

584F Mid Back Fixed Height.* Perforated Leather Back Pad

*Fixed Height Dimensions: Seat 19¼"h, 489mm Arm 26¼"h, 667mm Back 36"h, 914mm

Available only in Bernhardt Textiles Rogue or Essential leather. Consult Bernhardttextiles.com for colorways.


Perforated leather in the Pique pattern for the back pad may be specified in Rogue or Essential by adding the suffix P to the end of the item number. The Pique pattern is subject to the minimum purchase requirements per colorway in addition to an upcharge of \$1.00 per sq. ft. Level 1 and GREENGUARD Certified.


Arms: Cantilevered polished aluminum arms with thin arm pads upholstered in the leather used on the body of the chair.


Base: Swivel/tilt mechanism with 2 degrees forward pitch and standard gas pneumatic lift cylinder, 27" 5-star polished aluminum base. Black dual wheel casters.

**Leather Requirements:

- A) Rogue or Essential leather for seat, back, arm caps and back pad welt
leather: 30.0 sq. ft.
- B) Pique pattern in Rogue or Essential leather for back pad
perforated leather: 13.5 sq. ft.

		Seat Height	Arm Height	W	D	H	Fabric	Leather	Weight	Cubes/Qty				
alta		17½-20½"	24-27"	27"	27"	36¾-39¾"	2.5 yds.	32.0'	57 lbs.	28.98' / 1				
		445-521 mm	610-686 mm	686 mm	686 mm	924-1000 mm	2.3 m	2.97 sqm	25.9 kg	.82 cu.				
		COM	COL	1	2	3	4	5	6	7	8	9	10	11
		1424	1474	1624	1652	1672	1683	1697	1713	1730	1755	1797	1836	1955
		581 High Back 581F High Back Fixed Height* *Fixed Height Dimensions: Seat 19¼"h, 489mm Arm 26¼"h, 667mm Back 38¾"h, 987mm Seat: Fully upholstered molded foam and plywood shell. *All COM/COL must be preapproved by Bernhardt Design prior to application. Arms: Cantilevered polished aluminum arms with thin upholstered arm pads. Base: Swivel/tilt mechanism with 2 degrees forward pitch and standard gas pneumatic lift cylinder, 27" 5-star polished aluminum base. Black dual wheel casters. Level 1 and GREENGUARD Certified.												

		Seat Height	Arm Height	W	D	H	Fabric	Leather	Weight	Cubes/Qty				
alta		17½-20½"	24-27"	27"	27"	36¾-39¾"	3.5 yds.	45.5'	57 lbs.	28.98' / 1				
		445-521 mm	610-686 mm	686 mm	686 mm	924-1000 mm	3.2 m	4.2 sqm	25.9 kg	.82 cu.				
		COM	COL	1	2	3	4	5	6	7	8	9	10	11
		1702	1772	1982	2021	2049	2064	2084	2107	2130	2165	2224	2278	2445
		583 High Back. Upholstered Back Pad 583F High Back Fixed Height.* Upholstered Back Pad *Fixed Height Dimensions: Seat 19¼"h, 489mm Arm 26¼"h, 667mm Back 38¾"h, 987mm Seat: Fully upholstered molded foam and plywood shell. Upholstered back pad. *All COM/COL must be preapproved by Bernhardt Design prior to application. Arms: Cantilevered polished aluminum arms with thin arm pads upholstered in the fabric or leather of the body of the chair. Base: Swivel/tilt mechanism with 2 degrees forward pitch and standard gas pneumatic lift cylinder, 27" 5-star polished aluminum base. Black dual wheel casters. Level 1 and GREENGUARD Certified. When using a combination of fabrics or leathers, the following yardage must be used and upcharges apply. See terms and conditions for contrasting fabric and welt upcharges. A) One fabric or leather for seat, back, and arm caps yardage: 2.5 yds. leather: 32.0 sq. ft. B) One fabric or leather for back pad and welt yardage: 1.0 yds. leather: 13.5 sq. ft.												

		Seat Height	Arm Height	W	D	H	Fabric	Leather	Weight	Cubes/Qty				
alta		17½-20½"	24-27"	27"	27"	36¾-39¾"	-	**	57 lbs.	28.98' / 1				
		445-521 mm	610-686 mm	686 mm	686 mm	924-1000 mm	-	**	25.9 kg	.82 cu.				
		COL												
		1763												
		585 High Back. Perforated Leather Back Pad 585F High Back Fixed Height.* Perforated Leather Back Pad *Fixed Height Dimensions: Seat 19¼"h, 489mm Arm 26¼"h, 667mm Back 38¾"h, 987mm Available only in Bernhardt Textiles Rogue or Essential leather. Consult Bernhardttextiles.com for colorways. Perforated leather in the Pique pattern for the back pad may be specified in Rogue or Essential by adding the suffix P to the end of the item number. The Pique pattern is subject to the minimum purchase requirements per colorway in addition to an upcharge of \$1.00 per sq. ft. Arms: Cantilevered polished aluminum arms with thin arm pads upholstered in the leather used on the body of the chair. Base: Swivel/tilt mechanism with 2 degrees forward pitch and standard gas pneumatic lift cylinder, 27" 5-star polished aluminum base. Black dual wheel casters. Level 1 and GREENGUARD Certified. **Leather Requirements: A) Rogue or Essential leather for seat, back, arm caps and back pad welt leather: 32.0 sq. ft. B) Pique pattern in Rogue or Essential leather for back pad perforated leather: 13.5 sq. ft.												

duet



Seat Height	Arm Height	W	D	H	Fabric	Leather	Weight	Cubes
17½-20½"	24-27"	25"	23¾"	32½-35"	2.5 yds.	35.0'	50 lbs.	22.25' / 1
445-521 mm	610-686 mm	635 mm	603 mm	826-889 mm	2.3 m	3.3 sqm	22.6 kg	.63 cu.

570 Polished Cast Aluminum Base												
COM	COL	1	2	3	4	5	6	7	8	9	10	11
1059	1109	1259	1287	1307	1318	1332	1348	1365	1390	1432	1471	1590

571 Black Plastic Base												
COM	COL	1	2	3	4	5	6	7	8	9	10	11
938	988	1138	1166	1186	1197	1211	1227	1244	1269	1311	1350	1469

Upholstered. *All **COM/COL** fabrics must be preapproved by Bernhardt Design prior to application.

Base: Swivel/tilt mechanism with 2 degrees forward pitch and standard gas pneumatic lift mounted on a 25" 5-star cast aluminum or black plastic base. Black dual wheel casters.

Seat and Back: Seat Width: 19½" 498mm; Seat Depth: 17¾" 441mm. Upholstered molded polyurethane foam mounted to bent plywood shell. Level 1 and GREENGUARD Certified.

Arms: Round polished tubular chrome arms.

duet



Seat Height	Arm Height	W	D	H	Fabric	Leather	Weight	Cubes
17½-20½"	24-27"	25"	23¾"	32-35"	2.5 yds.	35.0'	50 lbs.	22.25' / 1
445-521 mm	610-686 mm	635 mm	603 mm	813-889 mm	2.3 m	3.3 sqm	22.6 kg	.63 cu.

572 Polished Cast Aluminum Base												
COM	COL	1	2	3	4	5	6	7	8	9	10	11
1330	1380	1530	1558	1578	1589	1603	1619	1636	1661	1703	1742	1861

573 Black Plastic Base												
COM	COL	1	2	3	4	5	6	7	8	9	10	11
1209	1259	1409	1437	1457	1468	1482	1498	1515	1540	1582	1621	1740

Horizontal Quilting. Horizontal stripes, two-way patterns are not recommended for application on this product. *All **COM/COL** fabrics must be preapproved by Bernhardt Design prior to application.

Base: Swivel/tilt mechanism with 2 degrees forward pitch and standard gas pneumatic lift mounted on a 25" 5-star cast aluminum or black plastic base. Black dual wheel casters.

Seat and Back: Seat Width: 19½" 498mm; Seat Depth: 17¾" 441mm. Upholstered molded polyurethane foam mounted to bent plywood shell. Level 1 and GREENGUARD Certified.

Arms: Round polished tubular chrome arms.

duet



Seat Height	Arm Height	W	D	H	Fabric	Leather	Weight	Cubes
17½-20½"	24-27"	25"	24"	32½-35"	2.5 yds.	35.0'	50 lbs.	22.25'/1
445-521 mm	610-686 mm	635 mm	610 mm	826-889 mm	2.3 m	3.3 sqm	22.6 kg	.63 cu.

574 Polished Cast Aluminum Base

COM	COL	1	2	3	4	5	6	7	8	9	10	11
1182	1232	1382	1410	1430	1441	1455	1471	1488	1513	1555	1594	1713

575 Black Plastic Base

COM	COL	1	2	3	4	5	6	7	8	9	10	11
1059	1109	1259	1287	1307	1318	1332	1348	1365	1390	1432	1471	1590

Upholstered. *All **COM/COL** fabrics must be preapproved by Bernhardt Design prior to application.

Base: Swivel/tilt mechanism with 2 degrees forward pitch and standard gas pneumatic lift mounted on a 25" 5-star cast aluminum or black plastic base. Black dual wheel casters.

Seat and Back: Seat Width: 19⅝" 498mm; Seat Depth: 17⅜" 441mm. Upholstered molded polyurethane foam mounted to bent plywood shell. Level 1 and GREENGUARD Certified.

Arms: Flat polished stainless steel arms.

duet



Seat Height	Arm Height	W	D	H	Fabric	Leather	Weight	Cubes
17½-20½"	24-27"	25"	24"	32-35"	2.5 yds.	35.0'	50 lbs.	22.25'/1
445-521 mm	610-686 mm	635 mm	610 mm	813-889 mm	2.3 m	3.3 sqm	22.6 kg	.63 cu.

576 Polished Cast Aluminum Base

COM	COL	1	2	3	4	5	6	7	8	9	10	11
1452	1502	1652	1680	1700	1711	1725	1741	1758	1783	1825	1864	1983

577 Black Plastic Base

COM	COL	1	2	3	4	5	6	7	8	9	10	11
1330	1380	1530	1558	1578	1589	1603	1619	1636	1661	1703	1742	1861

Horizontal Quilting. Horizontal stripes, two-way patterns are not recommended for application on this product. *All **COM/COL** fabrics must be preapproved by Bernhardt Design prior to application.

Base: Swivel/tilt mechanism with 2 degrees forward pitch and standard gas pneumatic lift mounted on a 25" 5-star cast aluminum or black plastic base. Black dual wheel casters.

Seat and Back: Seat Width: 19⅝" 498mm; Seat Depth: 17⅜" 441mm. Upholstered molded polyurethane foam mounted to bent plywood shell. Level 1 and GREENGUARD Certified.

Arms: Flat polished stainless steel arms.

	Seat Height	Arm Height	W	D	H	Fabric	Leather	Weight	Cubes/Qty
i.a.m.	17¼"-21½"	-	21¼"	24"	33½"-37¾"	1.75 yds.	24.0'	50 lbs.	28.98'/1
	438-546 mm	-	540 mm	610 mm	851-959 mm	1.6 m	2.2 sqm	22.7 kg	.82 cu.



COM	COL	1	2	3	4	5	6	7	8	9	10	11
1072	1107	1212	1232	1246	1253	1263	1275	1286	1304	1333	1360	1444

- 586 Armless. Polished Aluminum Base**
- 587 Armless. Matte Black Powdercoat Base**

Fully upholstered swivel chair. Gas pneumatic lift. Adjustable height. Seat: Width 20¼" 514mm at center, Depth 17½" 445mm.

Seat: Soft urethane foam molded over rigid urethane and steel.

Backs: Outback standard with saddle stitch detail around the perimeter for fabric upholstered shells. Leather and leather alternative upholstered shells have saddle stitching accentuating the "V" detail on outback. *All **COM/COL** fabrics must be preapproved by Bernhardt Design prior to application.

Base: Polished aluminum or matte black powdercoat. Swivel/tilt mechanism and gas pneumatic lift with 4¼" 108mm stroke mounted on 26¾" 680mm 5-star cast aluminum base with polished or black finish. Black dual wheel casters with caps coordinating with base finish. Approved for GSA. Contract GS-27F-010GA. GREENGUARD Certified.

	Seat Height	Arm Height	W	D	H	Fabric	Leather	Weight	Cubes/Qty
i.a.m.	17¼"-21½"	24-28¼"	23"	24"	33½"-37¾"	1.75 yds.	24.0'	50 lbs.	28.98'/1
	438-546 mm	610-718 mm	584 mm	610 mm	851-959 mm	1.6 m	2.2 sqm	22.7 kg	.82 cu.



COM	COL	1	2	3	4	5	6	7	8	9	10	11
1179	1214	1319	1339	1353	1360	1370	1382	1393	1411	1440	1467	1551

- 588 Arm and Base. Polished Aluminum**
- 589 Arm and Base. Matte Black Powdercoat**

Fully upholstered swivel chair. Gas pneumatic lift. Adjustable height. Seat: Width 20¼" 514mm at center, Depth 17½" 445mm.

Seat: Soft urethane foam molded over rigid urethane and steel.

Backs: Outback standard with saddle stitch detail around the perimeter for fabric upholstered shells. Leather and leather alternative upholstered shells have saddle stitching accentuating the "V" detail on outback. *All **COM/COL** fabrics must be preapproved by Bernhardt Design prior to application.

Arm and Base: Polished aluminum or matte black powdercoat. Swivel/tilt mechanism and gas pneumatic lift with 4¼" 108mm stroke mounted on 26¾" 680mm 5-star cast aluminum base with polished or black finish. Black dual wheel casters with caps coordinating with base finish. Approved for GSA. Contract GS-27F-010GA. GREENGUARD Certified.

	Seat Height	Arm Height	W	D	H	Fabric	Leather	Weight	Cubes/Qty
lava	17¾"-22"	25¼"-29½"	27¼"	22"	33¼"-37½"	1.0 yds.	18.0'	41 lbs.	28.98'/1
	451-559 mm	641-749 mm	692 mm	559 mm	845-953 mm	.91m	1.67sqm	18.59 kg	.82 cu.



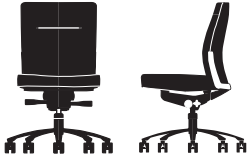
COM	COL	1	2	3	4	5	6	7	8	9	10	11
1127	1147	1207	1219	1226	1231	1236	1243	1250	1260	1276	1292	1340

- 594 Mist Shell. Polished Aluminum Base**
- 595 Black Shell. Polished Aluminum Base**
- 596 Black Shell. Black Powdercoat Base**

Seat: Seat Width 19½" 495mm, Seat Depth 19½" 495mm. Upholstered seat pad. Molded polypropylene shell in Mist (RAL 7047) or Black (RAL 9011).

Base: 5-star 27" 686mm cast aluminum base with casters. Polished aluminum or black powdercoat finish. Swivel polished aluminum tilt mechanism and standard 4¼" 112mm gas pneumatic lift to adjust height. Approved for GSA. Contract GS-27F-010GA. GREENGUARD Certified.

		Seat Height	Arm Height	W	D	H	Fabric	Leather	Weight	Cubes/Qty		
pilot		17½-20"	-	29½"	26"	37-39½"	2.7 yds.	45.0'	65 lbs.	28.98' / 1		
		508 mm	-	749 mm	660 mm	1003 mm	2.5 m	4.2 sqm	29.5 kg	.82 cu.		
COM	COL	1	2	3	4	5	6	7	8	9	10	11
1691	1745	1907	1937	1958	1970	1985	2003	2021	2048	2093	2135	2264



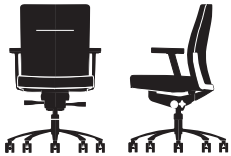
544 Mid Back. Armless

Fully upholstered swivel chair. Polished aluminum trim. Gas pneumatic lift. Adjustable height. Approved for GSA. Contract GS-27F-010GA.

Base: Swivel/tilt mechanism with 2 degrees forward pitch and gas pneumatic lift mounted on 27½" 5-star cast aluminum base. Black dual wheel casters.

Seat and Back: Upholstered polyurethane foam with polished aluminum trim. Certain two-way patterns or striped fabrics are not suitable for application on this product. Solids, textures and leathers are recommended. *All **COM/COL** fabrics must be preapproved by Bernhardt Design prior to application. Approved for GSA. Contract GS-27F-010GA. Level 1 and GREENGUARD Certified.

		Seat Height	Arm Height	W	D	H	Fabric	Leather	Weight	Cubes/Qty		
pilot		17½-20"	24¾-27½"	29½"	26"	37-39½"	2.7 yds.	45.0'	70 lbs.	28.98' / 1		
		508 mm	699 mm	749 mm	660 mm	1003 mm	2.5 m	4.2 sqm	31.8 kg	.82 cu.		
COM	COL	1	2	3	4	5	6	7	8	9	10	11
1902	1956	2118	2148	2169	2181	2196	2214	2232	2259	2304	2346	2475



545 Mid Back. Upholstered Arm Pads

Fully upholstered swivel chair. Polished aluminum trim. Gas pneumatic lift. Adjustable height. Approved for GSA. Contract GS-27F-010GA.

Base: Swivel/tilt mechanism with 2 degrees forward pitch and gas pneumatic lift mounted on 27½" 5-star cast aluminum base. Black dual wheel casters.

Seat and Back: Upholstered polyurethane foam with polished aluminum trim. Certain patterned or striped fabrics are not suitable for application. Solids, textures and leathers are recommended. *All **COM/COL** fabrics must be preapproved by Bernhardt Design prior to application. Approved for GSA. Contract GS-27F-010GA. Level 1 and GREENGUARD Certified.

		Seat Height	Arm Height	W	D	H	Fabric	Leather	Weight	Cubes/Qty		
pilot		17½-20"	24¾-27½"	29½"	26"	40½-43"	3.3 yds.	55.0'	70 lbs.	28.98' / 1		
		508 mm	699 mm	749 mm	660 mm	1092 mm	3.0 m	5.1 sqm	31.8 kg	.82 cu.		
COM	COL	1	2	3	4	5	6	7	8	9	10	11
1970	2036	2234	2271	2297	2311	2330	2352	2374	2407	2462	2513	2671



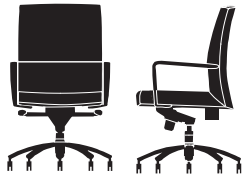
546 High Back. Upholstered Arm Pads

Fully upholstered swivel chair. Polished aluminum trim. Gas pneumatic lift. Adjustable height. Approved for GSA. Contract GS-27F-010GA.

Base: Swivel/tilt mechanism with 2 degrees forward pitch and gas pneumatic lift mounted on 27½" 5-star cast aluminum base. Black dual wheel casters.

Seat and Back: Upholstered polyurethane foam with polished aluminum trim. Certain patterned or striped fabrics are not suitable for application. Solids, textures and leathers are recommended. *All **COM/COL** fabrics must be preapproved by Bernhardt Design prior to application. Approved for GSA. Contract GS-27F-010GA. Level 1 and GREENGUARD Certified.

	Seat Height	Arm Height	W	D	H	Fabric	Leather	Weight	Cubes/Qty
rice	17¼-20¼"	24-27"	25"	24¾"	37-40"	2.75 yds.	45.0'	57 lbs.	28.98' / 1
	438-514 mm	610-686 mm	635 mm	629 mm	940-1016 mm	2.5 m	4.2 sqm	25.9 kg	.82 cu.



558 Mid Back. Upholstered Arm Pads. Polished Aluminum Base												
COM	COL	1	2	3	4	5	6	7	8	9	10	11
1359	1414	1579	1610	1631	1644	1659	1677	1696	1723	1769	1812	1943

560 Mid Back. Black Neoprene Arm Pads. Polished Aluminum Base												
COM	COL	1	2	3	4	5	6	7	8	9	10	11
1301	1356	1521	1552	1573	1586	1601	1619	1638	1665	1711	1754	1885

562 Mid Back. Upholstered Arm Pads. Black Base												
COM	COL	1	2	3	4	5	6	7	8	9	10	11
1197	1252	1417	1448	1469	1482	1497	1515	1534	1561	1607	1650	1781

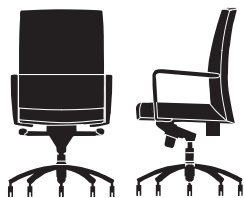
564 Mid Back. Black Neoprene Arm Pads. Black Base												
COM	COL	1	2	3	4	5	6	7	8	9	10	11
1150	1205	1370	1401	1422	1435	1450	1468	1487	1514	1560	1603	1734

Mid Back. Seat Width: 20½" 521mm; Seat Depth: 18¾" 476mm. Fully upholstered molded polyurethane foam mounted to mid back molded plywood shell. *All **COM/COL** fabrics must be preapproved by Bernhardt Design prior to application. Approved for GSA. Contract GS-27F-010GA. Level 1 and GREENGUARD Certified.

Base: Swivel/tilt mechanism with 2 degrees forward pitch and standard gas pneumatic lift cylinder, 26" 5-star base with black dual wheel casters.

Arms: Polished aluminum loop arms with inset upholstered or molded black neoprene arm pads.

	Seat Height	Arm Height	W	D	H	Fabric	Leather	Weight	Cubes/Qty
rice	17¼-20¼"	24-27"	25"	24¾"	40-43"	3.0 yds.	52.7'	60 lbs.	28.98' / 1
	438-514 mm	610-686 mm	635 mm	629 mm	1016-1092 mm	2.7 m	4.9 sqm	27.2 kg	.82 cu.



559 High Back. Upholstered Arm Pads. Polished Aluminum Base												
COM	COL	1	2	3	4	5	6	7	8	9	10	11
1512	1572	1752	1786	1809	1822	1839	1859	1879	1909	1959	2006	2149

561 High Back. Black Neoprene Arm Pads. Polished Aluminum Base												
COM	COL	1	2	3	4	5	6	7	8	9	10	11
1463	1523	1703	1737	1760	1773	1790	1810	1830	1860	1910	1957	2100

563 High Back. Upholstered Arm Pads. Black Base												
COM	COL	1	2	3	4	5	6	7	8	9	10	11
1422	1482	1662	1696	1719	1732	1749	1769	1789	1819	1869	1916	2059

565 High Back. Black Neoprene Arm Pads. Black Base												
COM	COL	1	2	3	4	5	6	7	8	9	10	11
1375	1435	1615	1649	1672	1685	1702	1722	1742	1772	1822	1869	2012

High Back. Seat Width: 20½" 521mm; Seat Depth: 18¾" 476mm. Fully upholstered molded polyurethane foam mounted to mid back molded plywood shell. *All **COM/COL** fabrics must be preapproved by Bernhardt Design prior to application. Approved for GSA. Contract GS-27F-010GA. Level 1 and GREENGUARD Certified.

Base: Swivel/tilt mechanism with 2 degrees forward pitch and standard gas pneumatic lift cylinder, 26" 5-star base with black dual wheel casters.

Arms: Polished aluminum loop arms with inset upholstered or molded black neoprene arm pads.