







| | | Seat Height | Arm Height | W | D | H | Fabric | Leather | Weight | Cubes/Qty | | | |
|---|------|------------------|------------|--------|--------|------------|------------------|----------|---------|------------|------|------|------|
| alta | | 17½-20½" | 24-27" | 27" | 27" | 33¾-36¾" | 2 yds. | 30.0' | 57 lbs. | 28.98' / 1 | | | |
| | | 445-521 mm | 610-686 mm | 686 mm | 686 mm | 857-933 mm | 1.8 m | 2.79 sqm | 25.9 kg | .82 cu. | | | |
|  | COM | COL | 1 | 2 | 3 | 4 | 5 | 6 | 7 | 8 | 9 | 10 | 11 |
| | 1338 | 1378 | 1498 | 1521 | 1536 | 1545 | 1556 | 1570 | 1583 | 1603 | 1636 | 1667 | 1763 |
| 580 Mid Back | | | | | | | | | | | | | |
| 580F Mid Back Fixed Height* | | | | | | | | | | | | | |
| *Fixed Height Dimensions: Seat 19¼"h, 489mm | | Arm 26¼"h, 667mm | | | | | Back 36"h, 914mm | | | | | | |
| Seat: Fully upholstered molded foam and plywood shell. *All COM/COL must be preapproved by Bernhardt Design prior to application. | | | | | | | | | | | | | |
| Arms: Cantilevered polished aluminum arms with thin upholstered arm pads. | | | | | | | | | | | | | |
| Base: Swivel/tilt mechanism with 2 degrees forward pitch and standard gas pneumatic lift cylinder, 27" 5-star polished aluminum base. Black dual wheel casters. Level 2 and GREENGUARD Certified. | | | | | | | | | | | | | |

| | | Seat Height | Arm Height | W | D | H | Fabric | Leather | Weight | Cubes/Qty | | | |
|--|------|------------------|------------|--------|--------|------------|------------------|---------|---------|------------|------|------|------|
| alta | | 17½-20½" | 24-27" | 27" | 27" | 33¾-36¾" | 3.0 yds. | 43.5' | 57 lbs. | 28.98' / 1 | | | |
| | | 445-521 mm | 610-686 mm | 686 mm | 686 mm | 857-933 mm | 2.8 m | 4.0 sqm | 25.9 kg | .82 cu. | | | |
|  | COM | COL | 1 | 2 | 3 | 4 | 5 | 6 | 7 | 8 | 9 | 10 | 11 |
| | 1589 | 1649 | 1829 | 1863 | 1886 | 1899 | 1916 | 1936 | 1956 | 1986 | 2036 | 2083 | 2226 |
| 582 Mid Back. Upholstered Back Pad | | | | | | | | | | | | | |
| 582F Mid Back Fixed Height.* Upholstered Back Pad | | | | | | | | | | | | | |
| *Fixed Height Dimensions: Seat 19¼"h, 489mm | | Arm 26¼"h, 667mm | | | | | Back 36"h, 914mm | | | | | | |
| Seat: Fully upholstered molded foam and plywood shell. Upholstered back pad. *All COM/COL must be preapproved by Bernhardt Design prior to application. Level 2 and GREENGUARD Certified. | | | | | | | | | | | | | |
| Arms: Cantilevered polished aluminum arms with thin arm pads upholstered in the fabric or leather of the body of the chair. | | | | | | | | | | | | | |
| Base: Swivel/tilt mechanism with 2 degrees forward pitch and standard gas pneumatic lift cylinder, 27" 5-star polished aluminum base. Black dual wheel casters. | | | | | | | | | | | | | |
| When using a combination of fabrics or leathers, the following yardage must be used and upcharges apply. See terms and conditions for contrasting fabric and welt upcharges. | | | | | | | | | | | | | |
| A) One fabric or leather for seat, back, and arm caps yardage: 2.0 yds. leather: 30.0 sq. ft. | | | | | | | | | | | | | |
| B) One fabric or leather for back pad and welt yardage: 1.0 yds. leather: 13.5 sq. ft. | | | | | | | | | | | | | |


| | | Seat Height | Arm Height | W | D | H | Fabric | Leather | Weight | Cubes/Qty | | |
|---|------|------------------|------------|--------|--------|------------|------------------|---------|---------|------------|--|--|
| alta | | 17½-20½" | 24-27" | 27" | 27" | 33¾-36¾" | - | ** | 57 lbs. | 28.98' / 1 | | |
| | | 445-521 mm | 610-686 mm | 686 mm | 686 mm | 857-933 mm | - | ** | 25.9 kg | .82 cu. | | |
|  | COL | | | | | | | | | | | |
| | 1650 | | | | | | | | | | | |
| 584 Mid Back. Perforated Leather Back Pad | | | | | | | | | | | | |
| 584F Mid Back Fixed Height.* Perforated Leather Back Pad | | | | | | | | | | | | |
| *Fixed Height Dimensions: Seat 19¼"h, 489mm | | Arm 26¼"h, 667mm | | | | | Back 36"h, 914mm | | | | | |
| Available only in Bernhardt Textiles Rogue or Essential leather. Consult Bernhardttextiles.com for colorways. | | | | | | | | | | | | |
| Perforated leather in the Pique pattern for the back pad may be specified in Rogue or Essential by adding the suffix P to the end of the item number. The Pique pattern is subject to the minimum purchase requirements per colorway in addition to an upcharge of \$1.00 per sq. ft. Level 2 and GREENGUARD Certified. | | | | | | | | | | | | |
| Arms: Cantilevered polished aluminum arms with thin arm pads upholstered in the leather used on the body of the chair. | | | | | | | | | | | | |
| Base: Swivel/tilt mechanism with 2 degrees forward pitch and standard gas pneumatic lift cylinder, 27" 5-star polished aluminum base. Black dual wheel casters. | | | | | | | | | | | | |
| **Leather Requirements: | | | | | | | | | | | | |
| A) Rogue or Essential leather for seat, back, arm caps and back pad welt leather: 30.0 sq. ft. | | | | | | | | | | | | |
| B) Pique pattern in Rogue or Essential leather for back pad perforated leather: 13.5 sq. ft. | | | | | | | | | | | | |

| | | Seat Height | Arm Height | W | D | H | Fabric | Leather | Weight | Cubes/Qty | | | | |
|---|--|---|------------|--------|--------|-------------|----------|----------|---------|------------|------|------|------|------|
| alta | | 17½-20½" | 24-27" | 27" | 27" | 36¾-39¾" | 2.5 yds. | 32.0' | 57 lbs. | 28.98' / 1 | | | | |
| | | 445-521 mm | 610-686 mm | 686 mm | 686 mm | 924-1000 mm | 2.3 m | 2.97 sqm | 25.9 kg | .82 cu. | | | | |
| | | COM | COL | 1 | 2 | 3 | 4 | 5 | 6 | 7 | 8 | 9 | 10 | 11 |
| | | 1424 | 1474 | 1624 | 1652 | 1672 | 1683 | 1697 | 1713 | 1730 | 1755 | 1797 | 1836 | 1955 |
|  | | | | | | | | | | | | | | |
| | | 581 High Back 581F High Back Fixed Height* *Fixed Height Dimensions: Seat 19¼"h, 489mm Arm 26¼"h, 667mm Back 38¾"h, 987mm Seat: Fully upholstered molded foam and plywood shell. *All COM/COL must be preapproved by Bernhardt Design prior to application. Arms: Cantilevered polished aluminum arms with thin upholstered arm pads. Base: Swivel/tilt mechanism with 2 degrees forward pitch and standard gas pneumatic lift cylinder, 27" 5-star polished aluminum base. Black dual wheel casters. Level 2 and GREENGUARD Certified. | | | | | | | | | | | | |

| | | Seat Height | Arm Height | W | D | H | Fabric | Leather | Weight | Cubes/Qty | | | | |
|---|--|--|------------|--------|--------|-------------|----------|---------|---------|------------|------|------|------|------|
| alta | | 17½-20½" | 24-27" | 27" | 27" | 36¾-39¾" | 3.5 yds. | 45.5' | 57 lbs. | 28.98' / 1 | | | | |
| | | 445-521 mm | 610-686 mm | 686 mm | 686 mm | 924-1000 mm | 3.2 m | 4.2 sqm | 25.9 kg | .82 cu. | | | | |
| | | COM | COL | 1 | 2 | 3 | 4 | 5 | 6 | 7 | 8 | 9 | 10 | 11 |
| | | 1702 | 1772 | 1982 | 2021 | 2049 | 2064 | 2084 | 2107 | 2130 | 2165 | 2224 | 2278 | 2445 |
|  | | | | | | | | | | | | | | |
| | | 583 High Back. Upholstered Back Pad 583F High Back Fixed Height.* Upholstered Back Pad *Fixed Height Dimensions: Seat 19¼"h, 489mm Arm 26¼"h, 667mm Back 38¾"h, 987mm Seat: Fully upholstered molded foam and plywood shell. Upholstered back pad. *All COM/COL must be preapproved by Bernhardt Design prior to application. Arms: Cantilevered polished aluminum arms with thin arm pads upholstered in the fabric or leather of the body of the chair. Base: Swivel/tilt mechanism with 2 degrees forward pitch and standard gas pneumatic lift cylinder, 27" 5-star polished aluminum base. Black dual wheel casters. Level 2 and GREENGUARD Certified. When using a combination of fabrics or leathers, the following yardage must be used and upcharges apply. See terms and conditions for contrasting fabric and welt upcharges. A) One fabric or leather for seat, back, and arm caps yardage: 2.5 yds. leather: 32.0 sq. ft. B) One fabric or leather for back pad and welt yardage: 1.0 yds. leather: 13.5 sq. ft. | | | | | | | | | | | | |

| | | Seat Height | Arm Height | W | D | H | Fabric | Leather | Weight | Cubes/Qty | | | | |
|---|--|--|------------|--------|--------|-------------|--------|---------|---------|------------|--|--|--|--|
| alta | | 17½-20½" | 24-27" | 27" | 27" | 36¾-39¾" | - | ** | 57 lbs. | 28.98' / 1 | | | | |
| | | 445-521 mm | 610-686 mm | 686 mm | 686 mm | 924-1000 mm | - | ** | 25.9 kg | .82 cu. | | | | |
| | | COL | | | | | | | | | | | | |
| | | 1763 | | | | | | | | | | | | |
|  | | | | | | | | | | | | | | |
| | | 585 High Back. Perforated Leather Back Pad 585F High Back Fixed Height.* Perforated Leather Back Pad *Fixed Height Dimensions: Seat 19¼"h, 489mm Arm 26¼"h, 667mm Back 38¾"h, 987mm Available only in Bernhardt Textiles Rogue or Essential leather. Consult Bernhardttextiles.com for colorways. Perforated leather in the Pique pattern for the back pad may be specified in Rogue or Essential by adding the suffix P to the end of the item number. The Pique pattern is subject to the minimum purchase requirements per colorway in addition to an upcharge of \$1.00 per sq. ft. Arms: Cantilevered polished aluminum arms with thin arm pads upholstered in the leather used on the body of the chair. Base: Swivel/tilt mechanism with 2 degrees forward pitch and standard gas pneumatic lift cylinder, 27" 5-star polished aluminum base. Black dual wheel casters. Level 2 and GREENGUARD Certified. **Leather Requirements: A) Rogue or Essential leather for seat, back, arm caps and back pad welt leather: 32.0 sq. ft. B) Pique pattern in Rogue or Essential leather for back pad perforated leather: 13.5 sq. ft. | | | | | | | | | | | | |

chantal



| Seat Height | Arm Height | W | D | H | Fabric | Leather | Weight | Cubes/Qty |
|-------------|------------|--------|--------|------------|----------|---------|---------|------------|
| 18¼-22¼" | 25¼-29¼" | 24" | 25" | 33-37" | 3.0 yds. | 40.0' | 48 lbs. | 27.56' / 1 |
| 464-565 mm | 641-743 mm | 610 mm | 635 mm | 838-940 mm | 2.7 m | 3.7 sqm | 21.8 kg | .78 cu. |

| COM | COL | 1 | 2 | 3 | 4 | 5 | 6 | 7 | 8 | 9 | 10 | 11 |
|------|------|------|------|------|------|------|------|------|------|------|------|------|
| 1100 | 1160 | 1340 | 1374 | 1397 | 1410 | 1427 | 1447 | 1467 | 1497 | 1547 | 1594 | 1737 |

- 1025 Polished Cast Aluminum Base**
- 1025K Matte Black Powdercoat Aluminum Base**

Fully upholstered swivel chair. Gas pneumatic lift. Adjustable height. *All **COM/COL** fabrics must be preapproved by Bernhardt Design prior to application. Approved for GSA. Contract GS-27F-010GA. GREENGUARD Certified.

Seat: Molded foam over nylon shell. Seat Width: 16¾" 425mm; Seat Depth: 18" 457mm.

Base: Swivel/tilt mechanism with gas pneumatic lift mounted on a 26¾" 5-star polished aluminum or matte black powdercoat base. Black dual wheel casters.

chloe



| | | | | | | | | |
|------------|---|--------|--------|------------|-----------|---------|---------|------------|
| 18¼-22¼" | - | 20¼" | 24¾" | 33-37" | 2.25 yds. | 35.0' | 47 lbs. | 27.56' / 1 |
| 464-565 mm | - | 514 mm | 629 mm | 838-940 mm | 2.1 m | 3.3 sqm | 21.3 kg | .78 cu. |

| COM | COL | 1 | 2 | 3 | 4 | 5 | 6 | 7 | 8 | 9 | 10 | 11 |
|-----|-----|------|------|------|------|------|------|------|------|------|------|------|
| 950 | 995 | 1130 | 1155 | 1173 | 1183 | 1195 | 1210 | 1225 | 1248 | 1285 | 1320 | 1428 |

- 1022 Polished Cast Aluminum Base**
- 1022K Matte Black Powdercoat Aluminum Base**

Fully upholstered swivel chair. Gas pneumatic lift. Adjustable height. *All **COM/COL** fabrics must be preapproved by Bernhardt Design prior to application. Approved for GSA. Contract GS-27F-010GA. GREENGUARD Certified.

Seat: Molded foam over nylon shell. Seat Width: 16¾" 425mm; Seat Depth: 18" 457mm.

Base: Swivel/tilt mechanism with gas pneumatic lift mounted on a 26¾" 5-star polished aluminum or matte black powdercoat base. Black dual wheel casters.

duet



| Seat Height | Arm Height | W | D | H | Fabric | Leather | Weight | Cubes |
|-------------|------------|--------|--------|------------|----------|---------|---------|------------|
| 17½-20½" | 24-27" | 25" | 23¾" | 32½-35" | 2.5 yds. | 35.0' | 50 lbs. | 22.25' / 1 |
| 445-521 mm | 610-686 mm | 635 mm | 603 mm | 826-889 mm | 2.3 m | 3.3 sqm | 22.6 kg | .63 cu. |

| 570 Polished Cast Aluminum Base | | | | | | | | | | | | |
|--|------|------|------|------|------|------|------|------|------|------|------|------|
| COM | COL | 1 | 2 | 3 | 4 | 5 | 6 | 7 | 8 | 9 | 10 | 11 |
| 1059 | 1109 | 1259 | 1287 | 1307 | 1318 | 1332 | 1348 | 1365 | 1390 | 1432 | 1471 | 1590 |

| 571 Black Plastic Base | | | | | | | | | | | | |
|-------------------------------|-----|------|------|------|------|------|------|------|------|------|------|------|
| COM | COL | 1 | 2 | 3 | 4 | 5 | 6 | 7 | 8 | 9 | 10 | 11 |
| 938 | 988 | 1138 | 1166 | 1186 | 1197 | 1211 | 1227 | 1244 | 1269 | 1311 | 1350 | 1469 |

Upholstered. *All **COM/COL** fabrics must be preapproved by Bernhardt Design prior to application.

Base: Swivel/tilt mechanism with 2 degrees forward pitch and standard gas pneumatic lift mounted on a 25" 5-star cast aluminum or black plastic base. Black dual wheel casters.

Seat and Back: Seat Width: 19½" 498mm; Seat Depth: 17¾" 441mm. Upholstered molded polyurethane foam mounted to bent plywood shell. Level 2 and GREENGUARD Certified.

Arms: Round polished tubular chrome arms.

duet



| Seat Height | Arm Height | W | D | H | Fabric | Leather | Weight | Cubes |
|-------------|------------|--------|--------|------------|----------|---------|---------|------------|
| 17½-20½" | 24-27" | 25" | 23¾" | 32-35" | 2.5 yds. | 35.0' | 50 lbs. | 22.25' / 1 |
| 445-521 mm | 610-686 mm | 635 mm | 603 mm | 813-889 mm | 2.3 m | 3.3 sqm | 22.6 kg | .63 cu. |

| 572 Polished Cast Aluminum Base | | | | | | | | | | | | |
|--|------|------|------|------|------|------|------|------|------|------|------|------|
| COM | COL | 1 | 2 | 3 | 4 | 5 | 6 | 7 | 8 | 9 | 10 | 11 |
| 1330 | 1380 | 1530 | 1558 | 1578 | 1589 | 1603 | 1619 | 1636 | 1661 | 1703 | 1742 | 1861 |

| 573 Black Plastic Base | | | | | | | | | | | | |
|-------------------------------|------|------|------|------|------|------|------|------|------|------|------|------|
| COM | COL | 1 | 2 | 3 | 4 | 5 | 6 | 7 | 8 | 9 | 10 | 11 |
| 1209 | 1259 | 1409 | 1437 | 1457 | 1468 | 1482 | 1498 | 1515 | 1540 | 1582 | 1621 | 1740 |

Horizontal Quilting. Horizontal stripes, two-way patterns are not recommended for application on this product. *All **COM/COL** fabrics must be preapproved by Bernhardt Design prior to application.

Base: Swivel/tilt mechanism with 2 degrees forward pitch and standard gas pneumatic lift mounted on a 25" 5-star cast aluminum or black plastic base. Black dual wheel casters.

Seat and Back: Seat Width: 19½" 498mm; Seat Depth: 17¾" 441mm. Upholstered molded polyurethane foam mounted to bent plywood shell. Level 2 and GREENGUARD Certified.

Arms: Round polished tubular chrome arms.

duet



| Seat Height | Arm Height | W | D | H | Fabric | Leather | Weight | Cubes |
|-------------|------------|--------|--------|------------|----------|---------|---------|----------|
| 17½-20½" | 24-27" | 25" | 24" | 32½-35" | 2.5 yds. | 35.0' | 50 lbs. | 22.25'/1 |
| 445-521 mm | 610-686 mm | 635 mm | 610 mm | 826-889 mm | 2.3 m | 3.3 sqm | 22.6 kg | .63 cu. |

574 Polished Cast Aluminum Base

| COM | COL | 1 | 2 | 3 | 4 | 5 | 6 | 7 | 8 | 9 | 10 | 11 |
|------|------|------|------|------|------|------|------|------|------|------|------|------|
| 1182 | 1232 | 1382 | 1410 | 1430 | 1441 | 1455 | 1471 | 1488 | 1513 | 1555 | 1594 | 1713 |

575 Black Plastic Base

| COM | COL | 1 | 2 | 3 | 4 | 5 | 6 | 7 | 8 | 9 | 10 | 11 |
|------|------|------|------|------|------|------|------|------|------|------|------|------|
| 1059 | 1109 | 1259 | 1287 | 1307 | 1318 | 1332 | 1348 | 1365 | 1390 | 1432 | 1471 | 1590 |

Upholstered. *All **COM/COL** fabrics must be preapproved by Bernhardt Design prior to application.

Base: Swivel/tilt mechanism with 2 degrees forward pitch and standard gas pneumatic lift mounted on a 25" 5-star cast aluminum or black plastic base. Black dual wheel casters.

Seat and Back: Seat Width: 19⅝" 498mm; Seat Depth: 17⅜" 441mm. Upholstered molded polyurethane foam mounted to bent plywood shell. Level 2 and GREENGUARD Certified.

Arms: Flat polished stainless steel arms.

duet



| Seat Height | Arm Height | W | D | H | Fabric | Leather | Weight | Cubes |
|-------------|------------|--------|--------|------------|----------|---------|---------|----------|
| 17½-20½" | 24-27" | 25" | 24" | 32-35" | 2.5 yds. | 35.0' | 50 lbs. | 22.25'/1 |
| 445-521 mm | 610-686 mm | 635 mm | 610 mm | 813-889 mm | 2.3 m | 3.3 sqm | 22.6 kg | .63 cu. |

576 Polished Cast Aluminum Base

| COM | COL | 1 | 2 | 3 | 4 | 5 | 6 | 7 | 8 | 9 | 10 | 11 |
|------|------|------|------|------|------|------|------|------|------|------|------|------|
| 1452 | 1502 | 1652 | 1680 | 1700 | 1711 | 1725 | 1741 | 1758 | 1783 | 1825 | 1864 | 1983 |

577 Black Plastic Base

| COM | COL | 1 | 2 | 3 | 4 | 5 | 6 | 7 | 8 | 9 | 10 | 11 |
|------|------|------|------|------|------|------|------|------|------|------|------|------|
| 1330 | 1380 | 1530 | 1558 | 1578 | 1589 | 1603 | 1619 | 1636 | 1661 | 1703 | 1742 | 1861 |

Horizontal Quilting. Horizontal stripes, two-way patterns are not recommended for application on this product. *All **COM/COL** fabrics must be preapproved by Bernhardt Design prior to application.

Base: Swivel/tilt mechanism with 2 degrees forward pitch and standard gas pneumatic lift mounted on a 25" 5-star cast aluminum or black plastic base. Black dual wheel casters.

Seat and Back: Seat Width: 19⅝" 498mm; Seat Depth: 17⅜" 441mm. Upholstered molded polyurethane foam mounted to bent plywood shell. Level 2 and GREENGUARD Certified.

Arms: Flat polished stainless steel arms.

| | Seat Height | Arm Height | W | D | H | Fabric | Leather | Weight | Cubes/Qty |
|---------------|-------------|------------|--------|--------|------------|-----------|---------|---------|------------|
| i.a.m. | 17¼"-21½" | - | 21¼" | 24" | 33½"-37¾" | 1.75 yds. | 24.0' | 50 lbs. | 28.98' / 1 |
| | 438-546 mm | - | 540 mm | 610 mm | 851-959 mm | 1.6 m | 2.2 sqm | 22.7 kg | .82 cu. |



| COM | COL | 1 | 2 | 3 | 4 | 5 | 6 | 7 | 8 | 9 | 10 | 11 |
|------|------|------|------|------|------|------|------|------|------|------|------|------|
| 1072 | 1107 | 1212 | 1232 | 1246 | 1253 | 1263 | 1275 | 1286 | 1304 | 1333 | 1360 | 1444 |

- 586 Armless. Polished Aluminum Base**
- 587 Armless. Matte Black Powdercoat Base**

Fully upholstered swivel chair. Gas pneumatic lift. Adjustable height. Seat: Width 20¼" 514mm at center, Depth 17½" 445mm.

Seat: Soft urethane foam molded over rigid urethane and steel.

Backs: Outback standard with saddle stitch detail around the perimeter for fabric upholstered shells. Leather and leather alternative upholstered shells have saddle stitching accentuating the "V" detail on outback. *All **COM/COL** fabrics must be preapproved by Bernhardt Design prior to application.

Base: Polished aluminum or matte black powdercoat. Swivel/tilt mechanism and gas pneumatic lift with 4¼" 108mm stroke mounted on 26¾" 680mm 5-star cast aluminum base with polished or black finish. Black dual wheel casters with caps coordinating with base finish. Approved for GSA. Contract GS-27F-010GA. GREENGUARD Certified.

| | Seat Height | Arm Height | W | D | H | Fabric | Leather | Weight | Cubes/Qty |
|---------------|-------------|------------|--------|--------|------------|-----------|---------|---------|------------|
| i.a.m. | 17¼"-21½" | 24-28¼" | 23" | 24" | 33½"-37¾" | 1.75 yds. | 24.0' | 50 lbs. | 28.98' / 1 |
| | 438-546 mm | 610-718 mm | 584 mm | 610 mm | 851-959 mm | 1.6 m | 2.2 sqm | 22.7 kg | .82 cu. |



| COM | COL | 1 | 2 | 3 | 4 | 5 | 6 | 7 | 8 | 9 | 10 | 11 |
|------|------|------|------|------|------|------|------|------|------|------|------|------|
| 1179 | 1214 | 1319 | 1339 | 1353 | 1360 | 1370 | 1382 | 1393 | 1411 | 1440 | 1467 | 1551 |

- 588 Arm and Base. Polished Aluminum**
- 589 Arm and Base. Matte Black Powdercoat**

Fully upholstered swivel chair. Gas pneumatic lift. Adjustable height. Seat: Width 20¼" 514mm at center, Depth 17½" 445mm.

Seat: Soft urethane foam molded over rigid urethane and steel.

Backs: Outback standard with saddle stitch detail around the perimeter for fabric upholstered shells. Leather and leather alternative upholstered shells have saddle stitching accentuating the "V" detail on outback. *All **COM/COL** fabrics must be preapproved by Bernhardt Design prior to application.

Arm and Base: Polished aluminum or matte black powdercoat. Swivel/tilt mechanism and gas pneumatic lift with 4¼" 108mm stroke mounted on 26¾" 680mm 5-star cast aluminum base with polished or black finish. Black dual wheel casters with caps coordinating with base finish. Approved for GSA. Contract GS-27F-010GA. GREENGUARD Certified.

| | Seat Height | Arm Height | W | D | H | Fabric | Leather | Weight | Cubes/Qty |
|-------------|-------------|------------|--------|--------|------------|----------|---------|----------|------------|
| lava | 17¾"-22" | 25¼"-29½" | 27¼" | 22" | 33¼"-37½" | 1.0 yds. | 18.0' | 41 lbs. | 28.98' / 1 |
| | 451-559 mm | 641-749 mm | 692 mm | 559 mm | 845-953 mm | .91m | 1.67sqm | 18.59 kg | .82 cu. |



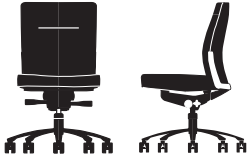
| COM | COL | 1 | 2 | 3 | 4 | 5 | 6 | 7 | 8 | 9 | 10 | 11 |
|------|------|------|------|------|------|------|------|------|------|------|------|------|
| 1127 | 1147 | 1207 | 1219 | 1226 | 1231 | 1236 | 1243 | 1250 | 1260 | 1276 | 1292 | 1340 |

- 594 Mist Shell. Polished Aluminum Base**
- 595 Black Shell. Polished Aluminum Base**
- 596 Black Shell. Black Powdercoat Base**

Seat: Seat Width 19½" 495mm, Seat Depth 19½" 495mm. Upholstered seat pad. Molded polypropylene shell in Mist (RAL 7047) or Black (RAL 9011).

Base: 5-star 27" 686mm cast aluminum base with casters. Polished aluminum or black powdercoat finish. Swivel polished aluminum tilt mechanism and standard 4¼" 112mm gas pneumatic lift to adjust height. Approved for GSA. Contract GS-27F-010GA. GREENGUARD Certified.

| | | Seat Height | Arm Height | W | D | H | Fabric | Leather | Weight | Cubes/Qty | | |
|--------------|------|-------------|------------|--------|--------|---------|----------|---------|---------|------------|------|------|
| pilot | | 17½-20" | - | 29½" | 26" | 37-39½" | 2.7 yds. | 45.0' | 65 lbs. | 28.98' / 1 | | |
| | | 508 mm | - | 749 mm | 660 mm | 1003 mm | 2.5 m | 4.2 sqm | 29.5 kg | .82 cu. | | |
| COM | COL | 1 | 2 | 3 | 4 | 5 | 6 | 7 | 8 | 9 | 10 | 11 |
| 1691 | 1745 | 1907 | 1937 | 1958 | 1970 | 1985 | 2003 | 2021 | 2048 | 2093 | 2135 | 2264 |



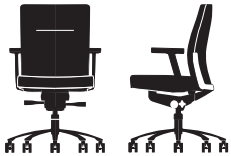
544 Mid Back. Armless

Fully upholstered swivel chair. Polished aluminum trim. Gas pneumatic lift. Adjustable height. Approved for GSA. Contract GS-27F-010GA.

Base: Swivel/tilt mechanism with 2 degrees forward pitch and gas pneumatic lift mounted on 27½" 5-star cast aluminum base. Black dual wheel casters.

Seat and Back: Upholstered polyurethane foam with polished aluminum trim. Certain two-way patterns or striped fabrics are not suitable for application on this product. Solids, textures and leathers are recommended. *All **COM/COL** fabrics must be preapproved by Bernhardt Design prior to application. Approved for GSA. Contract GS-27F-010GA. Level 2 and GREENGUARD Certified.

| | | Seat Height | Arm Height | W | D | H | Fabric | Leather | Weight | Cubes/Qty | | |
|--------------|------|-------------|------------|--------|--------|---------|----------|---------|---------|------------|------|------|
| pilot | | 17½-20" | 24¾-27½" | 29½" | 26" | 37-39½" | 2.7 yds. | 45.0' | 70 lbs. | 28.98' / 1 | | |
| | | 508 mm | 699 mm | 749 mm | 660 mm | 1003 mm | 2.5 m | 4.2 sqm | 31.8 kg | .82 cu. | | |
| COM | COL | 1 | 2 | 3 | 4 | 5 | 6 | 7 | 8 | 9 | 10 | 11 |
| 1902 | 1956 | 2118 | 2148 | 2169 | 2181 | 2196 | 2214 | 2232 | 2259 | 2304 | 2346 | 2475 |



545 Mid Back. Upholstered Arm Pads

Fully upholstered swivel chair. Polished aluminum trim. Gas pneumatic lift. Adjustable height. Approved for GSA. Contract GS-27F-010GA.

Base: Swivel/tilt mechanism with 2 degrees forward pitch and gas pneumatic lift mounted on 27½" 5-star cast aluminum base. Black dual wheel casters.

Seat and Back: Upholstered polyurethane foam with polished aluminum trim. Certain patterned or striped fabrics are not suitable for application. Solids, textures and leathers are recommended. *All **COM/COL** fabrics must be preapproved by Bernhardt Design prior to application. Approved for GSA. Contract GS-27F-010GA. Level 2 and GREENGUARD Certified.

| | | Seat Height | Arm Height | W | D | H | Fabric | Leather | Weight | Cubes/Qty | | |
|--------------|------|-------------|------------|--------|--------|---------|----------|---------|---------|------------|------|------|
| pilot | | 17½-20" | 24¾-27½" | 29½" | 26" | 40½-43" | 3.3 yds. | 55.0' | 70 lbs. | 28.98' / 1 | | |
| | | 508 mm | 699 mm | 749 mm | 660 mm | 1092 mm | 3.0 m | 5.1 sqm | 31.8 kg | .82 cu. | | |
| COM | COL | 1 | 2 | 3 | 4 | 5 | 6 | 7 | 8 | 9 | 10 | 11 |
| 1970 | 2036 | 2234 | 2271 | 2297 | 2311 | 2330 | 2352 | 2374 | 2407 | 2462 | 2513 | 2671 |



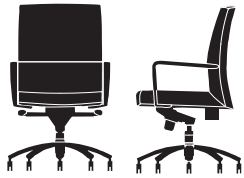
546 High Back. Upholstered Arm Pads

Fully upholstered swivel chair. Polished aluminum trim. Gas pneumatic lift. Adjustable height. Approved for GSA. Contract GS-27F-010GA.

Base: Swivel/tilt mechanism with 2 degrees forward pitch and gas pneumatic lift mounted on 27½" 5-star cast aluminum base. Black dual wheel casters.

Seat and Back: Upholstered polyurethane foam with polished aluminum trim. Certain patterned or striped fabrics are not suitable for application. Solids, textures and leathers are recommended. *All **COM/COL** fabrics must be preapproved by Bernhardt Design prior to application. Approved for GSA. Contract GS-27F-010GA. Level 2 and GREENGUARD Certified.

| | Seat Height | Arm Height | W | D | H | Fabric | Leather | Weight | Cubes/Qty |
|-------------|-------------|------------|--------|--------|-------------|-----------|---------|---------|------------|
| rice | 17¼-20¼" | 24-27" | 25" | 24¾" | 37-40" | 2.75 yds. | 45.0' | 57 lbs. | 28.98' / 1 |
| | 438-514 mm | 610-686 mm | 635 mm | 629 mm | 940-1016 mm | 2.5 m | 4.2 sqm | 25.9 kg | .82 cu. |



| 558 Mid Back. Upholstered Arm Pads. Polished Aluminum Base | | | | | | | | | | | | |
|---|------|------|------|------|------|------|------|------|------|------|------|------|
| COM | COL | 1 | 2 | 3 | 4 | 5 | 6 | 7 | 8 | 9 | 10 | 11 |
| 1359 | 1414 | 1579 | 1610 | 1631 | 1644 | 1659 | 1677 | 1696 | 1723 | 1769 | 1812 | 1943 |

| 560 Mid Back. Black Neoprene Arm Pads. Polished Aluminum Base | | | | | | | | | | | | |
|--|------|------|------|------|------|------|------|------|------|------|------|------|
| COM | COL | 1 | 2 | 3 | 4 | 5 | 6 | 7 | 8 | 9 | 10 | 11 |
| 1301 | 1356 | 1521 | 1552 | 1573 | 1586 | 1601 | 1619 | 1638 | 1665 | 1711 | 1754 | 1885 |

| 562 Mid Back. Upholstered Arm Pads. Black Base | | | | | | | | | | | | |
|---|------|------|------|------|------|------|------|------|------|------|------|------|
| COM | COL | 1 | 2 | 3 | 4 | 5 | 6 | 7 | 8 | 9 | 10 | 11 |
| 1197 | 1252 | 1417 | 1448 | 1469 | 1482 | 1497 | 1515 | 1534 | 1561 | 1607 | 1650 | 1781 |

| 564 Mid Back. Black Neoprene Arm Pads. Black Base | | | | | | | | | | | | |
|--|------|------|------|------|------|------|------|------|------|------|------|------|
| COM | COL | 1 | 2 | 3 | 4 | 5 | 6 | 7 | 8 | 9 | 10 | 11 |
| 1150 | 1205 | 1370 | 1401 | 1422 | 1435 | 1450 | 1468 | 1487 | 1514 | 1560 | 1603 | 1734 |

Mid Back. Seat Width: 20½" 521mm; Seat Depth: 18¾" 476mm. Fully upholstered molded polyurethane foam mounted to mid back molded plywood shell. *All **COM/COL** fabrics must be preapproved by Bernhardt Design prior to application. Approved for GSA. Contract GS-27F-010GA. Level 2 and GREENGUARD Certified.

Base: Swivel/tilt mechanism with 2 degrees forward pitch and standard gas pneumatic lift cylinder, 26" 5-star base with black dual wheel casters.

Arms: Polished aluminum loop arms with inset upholstered or molded black neoprene arm pads.

| | Seat Height | Arm Height | W | D | H | Fabric | Leather | Weight | Cubes/Qty |
|-------------|-------------|------------|--------|--------|--------------|----------|---------|---------|------------|
| rice | 17¼-20¼" | 24-27" | 25" | 24¾" | 40-43" | 3.0 yds. | 52.7' | 60 lbs. | 28.98' / 1 |
| | 438-514 mm | 610-686 mm | 635 mm | 629 mm | 1016-1092 mm | 2.7 m | 4.9 sqm | 27.2 kg | .82 cu. |



| 559 High Back. Upholstered Arm Pads. Polished Aluminum Base | | | | | | | | | | | | |
|--|------|------|------|------|------|------|------|------|------|------|------|------|
| COM | COL | 1 | 2 | 3 | 4 | 5 | 6 | 7 | 8 | 9 | 10 | 11 |
| 1512 | 1572 | 1752 | 1786 | 1809 | 1822 | 1839 | 1859 | 1879 | 1909 | 1959 | 2006 | 2149 |

| 561 High Back. Black Neoprene Arm Pads. Polished Aluminum Base | | | | | | | | | | | | |
|---|------|------|------|------|------|------|------|------|------|------|------|------|
| COM | COL | 1 | 2 | 3 | 4 | 5 | 6 | 7 | 8 | 9 | 10 | 11 |
| 1463 | 1523 | 1703 | 1737 | 1760 | 1773 | 1790 | 1810 | 1830 | 1860 | 1910 | 1957 | 2100 |

| 563 High Back. Upholstered Arm Pads. Black Base | | | | | | | | | | | | |
|--|------|------|------|------|------|------|------|------|------|------|------|------|
| COM | COL | 1 | 2 | 3 | 4 | 5 | 6 | 7 | 8 | 9 | 10 | 11 |
| 1422 | 1482 | 1662 | 1696 | 1719 | 1732 | 1749 | 1769 | 1789 | 1819 | 1869 | 1916 | 2059 |

| 565 High Back. Black Neoprene Arm Pads. Black Base | | | | | | | | | | | | |
|---|------|------|------|------|------|------|------|------|------|------|------|------|
| COM | COL | 1 | 2 | 3 | 4 | 5 | 6 | 7 | 8 | 9 | 10 | 11 |
| 1375 | 1435 | 1615 | 1649 | 1672 | 1685 | 1702 | 1722 | 1742 | 1772 | 1822 | 1869 | 2012 |

High Back. Seat Width: 20½" 521mm; Seat Depth: 18¾" 476mm. Fully upholstered molded polyurethane foam mounted to mid back molded plywood shell. *All **COM/COL** fabrics must be preapproved by Bernhardt Design prior to application. Approved for GSA. Contract GS-27F-010GA. Level 2 and GREENGUARD Certified.

Base: Swivel/tilt mechanism with 2 degrees forward pitch and standard gas pneumatic lift cylinder, 26" 5-star base with black dual wheel casters.

Arms: Polished aluminum loop arms with inset upholstered or molded black neoprene arm pads.