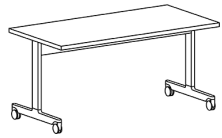


BERNHARDT | design

Traction



Traction

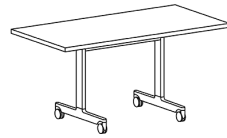


T-Base, Edge Mount

Glides or Casters

Rectangular

W48 – 72" D24 – 36" H29"

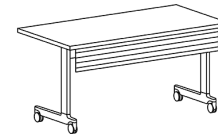


T-Base, Inset Mount

Glides or Casters

Rectangular

W60 – 72" D30 – 36" H29"

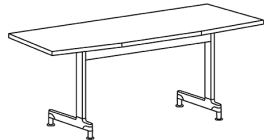


C-Base, Edge Mount

Glides or Casters

Rectangular

W48 – 72" D24 – 30" H29"

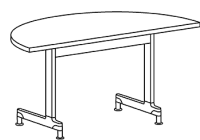


C-Base, Inset Mount

Glides or Casters

Teleconference

W76½ – 88¾" D30" H29"



C-Base, Inset Mount

Glides or Casters

Half-Round

W48 – 72" D24 – 36" H29"