

chapelle



Seat Height	Arm Height	W	D	H	Fabric	Leather	Weight	Cubes/Qty				
18"	-	38"	28 $\frac{1}{8}$ "	47 $\frac{1}{2}$ "	11.2 yds.		161.5 lbs	45.12/1				
457 mm	-	965 mm	714 mm	1203 mm	10.3 m		73.3 kg	1.3 cu.				
COM	COL	1	2	3	4	5	6	7	8	9	10	11
3296	3520	4093	4217	4367	4454	4541	4591	4665	4777	4964	5138	5673

**4874 Full Wall. One-seat. Polished Aluminum Legs. Fully Upholstered.**

**4874B Full Wall. One-seat. Matte Black Powder Coat Legs. Fully Upholstered.**

One-seat with attached privacy wall. The wall is available in fabric or a leather alternative only. Standard with welt around seat. \*All **COM/COL** fabrics must be preapproved by Bernhardt Design prior to application. Ships assembled. Level 1 and GREENGUARD Gold Certified. See terms and conditions for additional environmental information.

Inside seat width: 25"; Inside seat depth: 22 $\frac{1}{8}$ "

Leather is approved for use only on seat. When specifying leather seat with fabric or leather alternative wall, use the yardage/square footage provided below. Leather is not approved for use on wall. See terms and conditions for contrasting fabric upcharges.

- A) One fabric, leather alternative or leather for seat  
yardage: 2.9 yds. leather: 46.2 sq. ft.
- B) One fabric or leather alternative for wall  
yardage: 7.4 yds.
- C) One fabric, leather alternative or leather for contrast welt  
yardage: 0.5 yds. leather: 15.0 sq. ft.

Please specify the fabric, leather alternative or leather application by designating the appropriate letter on the purchase order.

chapelle



Seat Height	Arm Height	W	D	H	Fabric	Leather	Weight	Cubes/Qty				
18"	-	68 $\frac{1}{2}$ "	28 $\frac{1}{8}$ "	47 $\frac{1}{2}$ "	14.5 yds.	-	205 lbs.	95.46/1				
457 mm	-	1740 mm	714 mm	1203 mm	13.3 m	-	92.9 kg	2.7 cu.				
COM	COL	1	2	3	4	5	6	7	8	9	10	11
4530	4820	5562	5723	5916	6029	6142	6206	6303	6448	6689	6915	7608

**4875 Full Wall. Two-seat. Polished Aluminum Legs. Fully Upholstered.**

**4875B Full Wall. Two-seat. Matte Black Powder Coat Legs. Fully Upholstered.**

Two-seat with attached privacy wall on polished aluminum or matte black powdercoat legs. The wall is available in fabric or a leather alternative only. Standard with welt around seat. \*All **COM/COL** fabrics must be preapproved by Bernhardt Design prior to application. Ships assembled. Level 1 and GREENGUARD Gold Certified. See terms and conditions for additional environmental information.

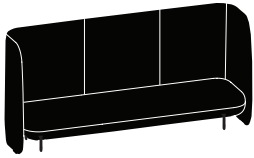
Inside seat width: 57 $\frac{1}{4}$ ", Inside seat depth: 22 $\frac{1}{8}$ "

\*Leather is approved for use only on seat. When specifying leather seat with fabric or leather alternative wall, use the yardage/square footage provided below. Leather is not approved for use on wall. See terms and conditions for contrasting fabric upcharges.

- A) One fabric, leather alternative or leather for seat  
yardage: 5.5 yds. leather: 100.0 sq. ft.
- B) One fabric or leather alternative for wall  
yardage: 9.0 yds.
- C) One fabric, leather alternative or leather for contrast welt  
yardage: 0.5 yds. leather: 20.25 sq. ft.

Please specify the fabric, leather alternative or leather application by designating the appropriate letter on the purchase order.

**chapelle**



Seat Height	Arm Height	W	D	H	Fabric	Leather	Weight	Cubes/Qty				
18"	-	99¼"	28⅞"	47⅞"	18.5 yds.	-	265 lbs.	134.13'/1				
457 mm	-	2534 mm	714 mm	1203 mm	16.9 m	-	120.2 kg	3.8 cu.				
COM	COL	1	2	3	4	5	6	7	8	9	10	11
6082	6452	7398	7604	7850	7994	8138	8220	8344	8529	8837	9125	10009

**4877 Full Wall. Three-seat. Polished Aluminum Legs. Fully Upholstered.**

**4877B Full Wall. Three-seat. Matte Black Powder Coat Legs. Fully Upholstered.**

Three-seat with attached privacy wall. The wall is available in fabric or a leather alternative only. Standard with welt around seat. \*All **COM/COL** fabrics must be preapproved by Bernhardt Design prior to application. Ships assembled. Level 1 and GREENGUARD Gold Certified. See terms and conditions for additional environmental information.


Inside seat width: 87", Inside seat depth: 22⅞"

\*Leather is approved for use only on seat. When specifying leather seat with fabric or leather alternative wall, use the yardage/square footage provided below. Leather is not approved for use on wall. See terms and conditions for contrasting fabric upcharges.

- A) One fabric, leather alternative or leather for seat  
yardage: 7.0 yds. leather: 125.0 sq. ft.
- B) One fabric or leather alternative for wall  
yardage: 11.5 yds.
- C) One fabric, leather alternative or leather for contrast welt  
yardage: 0.5 yds. leather: 20.25 sq. ft.

Please specify the fabric, leather alternative or leather application by designating the appropriate letter on the purchase order.

**chapelle**



Seat Height	Arm Height	W	D	H	Fabric	Leather	Weight	Cubes/Qty				
18"	-	65¼"	28⅞"	47⅞"	14.5 yds.	-	200 lbs.	91.83'/1				
457 mm	-	1670mm	714 mm	1203 mm	13.3 m	-	99.8 kg	2.6 cu.				
COM	COL	1	2	3	4	5	6	7	8	9	10	11
4174	4464	5206	5367	5560	5673	5786	5850	5947	6092	6333	6559	7252

**4885L Open End. Two-seat. Left Wall Facing. Polished Aluminum Legs. Fully Upholstered.**

**4885LB Open End. Two-seat. Left Wall Facing. Matte Black Powder Coat Legs. Fully Upholstered.**

**4885R Open End. Two-seat. Right Wall Facing. Polished Aluminum Legs. Fully Upholstered.**

**4885RB Open End. Two-seat. Right Wall Facing. Matte Black Powder Coat Legs. Fully Upholstered.**

Two-seat with attached privacy wall. The wall is available in fabric or a leather alternative only. Standard with welt around seat. \*All **COM/COL** fabrics must be preapproved by Bernhardt Design prior to application. Ships assembled. Level 1 and GREENGUARD Gold Certified. See terms and conditions for additional environmental information.


Inside seat width: 60", Inside seat depth: 22⅞"

\*Leather is approved for use only on seat. When specifying leather seat with fabric or leather alternative wall, use the yardage/square footage provided below. Leather is not approved for use on wall. See terms and conditions for contrasting fabric upcharges.

- A) One fabric, leather alternative or leather for seat  
yardage: 5.5 yds. leather: 100.0 sq. ft.
- B) One fabric or leather alternative for wall  
yardage: 9.0 yds.
- C) One fabric, leather alternative or leather for contrast welt  
yardage: 0.5 yds. leather: 20.25 sq. ft.

Please specify the fabric, leather alternative or leather application by designating the appropriate letter on the purchase order.

**chapelle**



Seat Height	Arm Height	W	D	H	Fabric	Leather	Weight	Cubes/Qty				
18"	-	97½"	28⅞"	47⅞"	17.0 yds.	-	255 lbs.	130.5/1				
457 mm	-	2477 mm	714 mm	1203 mm	15.5 m	-	115.7 kg	3.7 cu.				
COM	COL	1	2	3	4	5	6	7	8	9	10	11
5723	6063	6932	7121	7348	7480	7612	7688	7801	7971	8255	8519	9331

- 4887L Open End. Three-seat. Left Wall Facing. Polished Aluminum Legs. Fully Upholstered.**
- 4887LB Open End. Three-seat. Left Wall Facing. Matte Black Powder Coat Legs. Fully Upholstered.**
- 4887R Open End. Three-seat. Right Wall Facing. Polished Aluminum Legs. Fully Upholstered.**
- 4887RB Open End. Three-seat. Right Wall Facing. Matte Black Powder Coat Legs. Fully Upholstered.**

Three-seat with attached privacy wall. The wall is available in fabric or a leather alternative only. Standard with welt around seat. \*All **COM/COL** fabrics must be preapproved by Bernhardt Design prior to application. Ships assembled. Level 1 and GREENGUARD Gold Certified. See terms and conditions for additional environmental information.


Inside seat width: 92", Inside seat depth: 22⅞"

\*Leather is approved for use only on seat. When specifying leather seat with fabric or leather alternative wall, use the yardage/square footage provided below. Leather is not approved for use on wall. See terms and conditions for contrasting fabric upcharges.

- A) One fabric, leather alternative or leather for seat  
yardage: 7.0 yds. leather: 125.0 sq. ft.
- B) One fabric or leather alternative for wall  
yardage: 10.0 yds.
- C) One fabric, leather alternative or leather for contrast welt  
yardage: 0.5 yds. leather: 20.25 sq. ft.

Please specify the fabric, leather alternative or leather application by designating the appropriate letter on the purchase order.

**chapelle**



Seat Height	Arm Height	W	D	H	Fabric	Leather	Weight	Cubes/Qty				
18"	-	65½"	28⅞"	47⅞"	10.5 yds.	-	220 lbs.	91.83/1				
457 mm	-	1664 mm	714 mm	1203 mm	9.6 m	-	99.8 kg	2.6 cu.				
COM	COL	1	2	3	4	5	6	7	8	9	10	11
3816	4026	4563	4680	4820	4901	4983	5030	5100	5205	5380	5543	6045

- 4895L Half Wall. Twp-seat. Left Wall Facing. Polished Aluminum Legs. Fully Upholstered.**
- 4895LB Half Wall. Two-seat. Left Wall Facing. Matte Black Powder Coat Legs. Fully Upholstered.**
- 4895R Half Wall. Two-seat. Right Wall Facing. Polished Aluminum Legs. Fully Upholstered.**
- 4895RB Half Wall. Two-seat. Right Wall Facing. Matte Black Powder Coat Legs. Fully Upholstered.**

Two-seat with attached privacy wall. The wall is available in fabric or leather alternative only. Standard with welt around seat. \*All **COM/COL** fabrics must be preapproved by Bernhardt Design prior to application. Ships assembled. Level 1 and GREENGUARD Gold Certified. See terms and conditions for additional environmental information.


Inside seat width: 60", Inside seat depth: 22⅞"

\*Leather is approved for use only on seat. When specifying leather seat with fabric or leather alternative wall, use the yardage/square footage provided below. Leather is not approved for use on wall. See terms and conditions for contrasting fabric upcharges.

- A) One fabric, leather alternative or leather for seat  
yardage: 5.5 yds leather: 100.0 sq. ft.
- B) One fabric or leather alternative for wall  
yardage: 5.0 yds.
- C) One fabric, leather alternative or leather for contrast welt  
yardage: 0.5 yds. leather: 20.25 sq. ft.

Please specify the fabric, leather alternative or leather application by designating the appropriate letter on the purchase order.

**chapelle**



Seat Height	Arm Height	W	D	H	Fabric	Leather	Weight	Cubes/Qty
18"	-	97¼"	28⅝"	47⅝"	14.0 yds.	-	220 lbs.	130.5/1
457 mm	-	2470 mm	714 mm	1203 mm	12.8 m	-	99.8 kg	3.7 cu.

COM	COL	1	2	3	4	5	6	7	8	9	10	11
5366	5646	6362	6518	6704	6813	6922	6984	7078	7218	7451	7669	8338

- 4897L Half Wall. Three-seat. Left Wall Facing. Polished Aluminum Legs. Fully Upholstered.**
- 4897LB Half Wall. Three-seat. Left Wall Facing. Matte Black Powder Coat Legs. Fully Upholstered.**
- 4897R Half Wall. Three-seat. Right Wall Facing. Polished Aluminum Legs. Fully Upholstered.**
- 4897RB Half Wall. Three-seat. Right Wall Facing. Matte Black Powder Coat Legs. Fully Upholstered.**

Three-seat with attached privacy wall on polished aluminum or matte black powdercoat legs. The wall is available in fabric or a leather alternative only. Standard with welt around seat. \*All COM/COL fabrics must be preapproved by Bernhardt Design prior to application. Ships assembled. Level 1 and GREENGUARD Gold Certified. See terms and conditions for additional environmental information.

Inside seat width: 92", Inside seat depth: 22⅝"

\*Leather is approved for use only on seat. When specifying leather seat with fabric or leather alternative wall, use the yardage/square footage provided below. Leather is not approved for use on wall. See terms and conditions for contrasting fabric upcharges.

- A) One fabric, leather alternative or leather for seat  
yardage: 7.0 yds. leather: 125.0 sq. ft.
- B) One fabric or leather alternative for wall  
yardage: 7.0 yds.
- C) One fabric, leather alternative or leather for contrast welt  
yardage: 0.5 yds. leather: 20.25 sq. ft.

Please specify the fabric, leather alternative or leather application by designating the appropriate letter on the purchase order.