




	Seat Height	Arm Height	W	D	H	Fabric	Leather	Weight	Cubes/Qty
fly 4670	16¼"	-	60"	20¾"	16¼"			75 lbs	24.33'/1
	413 mm	-	1524 mm	530 mm	413 mm			34.0 kg	.69 cu
									
List Price									
2327									


Bench. Polished stainless steel legs. Solid maple wood seat. Available in all finishes. When specifying light finishes 836, 837, 840, 850 or 870 the natural characteristics of the wood will be visible. See terms and conditions.

fly 4671	16¼"	-	72"	20¾"	16¼"			110 lbs	24.33'/1
	413 mm	-	1829 mm	530 mm	413 mm			49.9 kg	.69 cu
									
List Price									
2481									

Bench. Polished stainless steel legs. Solid maple wood seat. Available in all finishes. When specifying light finishes 836, 837, 840, 850 or 870 the natural characteristics of the wood will be visible. See terms and conditions.

fly 4672	16¼"	-	60"	20¾"	16¼"			75 lbs	24.33'/1
	413 mm	-	1524 mm	530 mm	413 mm			34.0 kg	.69 cu
									
List Price									
3379									

Bench. Polished stainless steel legs. Solid walnut seat. Available in 823, 839, 841. 860, 861, 866, 870 and LV8 finishes. When specifying light finishes 870 and LV8 the natural characteristics of the wood will be visible. See terms and conditions.

fly 4673	16¼"	-	72"	20¾"	16¼"			110 lbs	24.33'/1
	413 mm	-	1829 mm	530 mm	413 mm			49.9 kg	.69 cu
									
List Price									
3533									

Bench. Polished stainless steel legs. Solid walnut seat. Available in 823, 839, 841. 860, 861, 866, 870 and LV8 finishes. When specifying light finishes 870 and LV8 the natural characteristics of the wood will be visible. See terms and conditions.