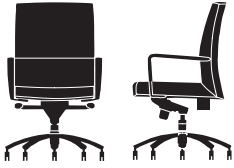


rice 558



Seat Height	Arm Height	W	D	H	Fabric	Leather	Weight	Cubes/Qty				
17¼-20¼"	24-27"	25"	24¾"	37-40"	2.75 yd	45.0'	57 lbs	28.98'/1				
438-514 mm	610-686 mm	635 mm	629 mm	940-1016 mm	2.5 m	4.2 sqm	25.9 kg	.82 cu				
COM	COL	1	2	3	4	5	6	7	8	9	10	11
1528	1583	1724	1755	1791	1813	1834	1846	1865	1892	1938	1981	2112

Mid Back. Polished Aluminum Base. Polished Aluminum Loop Arms. Inset Upholstered Arm Pads. Adjustable Height.

Seat and Back: Fully upholstered molded polyurethane foam mounted to mid back molded plywood shell. *All **COM/COL** fabrics must be preapproved by Bernhardt Design prior to application.

Inside seat width: 20½"; Inside seat depth: 18¾"

Base: 26" 5-star aluminum base with black dual wheel casters. Swivel/tilt mechanism with 2 degrees forward pitch and standard gas pneumatic lift cylinder.

Approved for GSA. Contract GS-27F-010GA. Level 2 and GREENGUARD Gold Certified.

Seat Height

rice 560



Seat Height	Arm Height	W	D	H	Fabric	Leather	Weight	Cubes/Qty				
17¼-20¼"	24-27"	25"	24¾"	37-40"	2.75 yd	45.0'	57 lbs	28.98'/1				
438-514 mm	610-686 mm	635 mm	629 mm	940-1016 mm	2.5 m	4.2 sqm	25.9 kg	.82 cu				
COM	COL	1	2	3	4	5	6	7	8	9	10	11
1463	1518	1659	1690	1726	1748	1769	1781	1800	1827	1873	1916	2047

Mid Back. Polished Aluminum Base. Polished Aluminum Loop Arms. Inset Black Neoprene Arm Pads. Adjustable Height.

Seat and Back: Fully upholstered molded polyurethane foam mounted to mid back molded plywood shell. *All **COM/COL** fabrics must be preapproved by Bernhardt Design prior to application.

Inside seat width: 20½"; Inside seat depth: 18¾"

Base: 26" 5-star aluminum base with black dual wheel casters. Swivel/tilt mechanism with 2 degrees forward pitch and standard gas pneumatic lift cylinder.

Approved for GSA. Contract GS-27F-010GA. Level 2 and GREENGUARD Gold Certified.

rice 562



Seat Height	Arm Height	W	D	H	Fabric	Leather	Weight	Cubes/Qty				
17¼-20¼"	24-27"	25"	24¾"	37-40"	2.75 yd	45.0'	57 lbs	28.98'/1				
438-514 mm	610-686 mm	635 mm	629 mm	940-1016 mm	2.5 m	4.2 sqm	25.9 kg	.82 cu				
COM	COL	1	2	3	4	5	6	7	8	9	10	11
1346	1401	1542	1573	1609	1631	1652	1664	1683	1710	1756	1799	1930

Mid Back. Black Plastic Base. Polished Aluminum Loop Arms. Inset Upholstered Arm Pads. Adjustable Height.

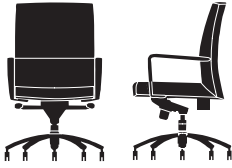
Seat and Back: Fully upholstered molded polyurethane foam mounted to mid back molded plywood shell. *All **COM/COL** fabrics must be preapproved by Bernhardt Design prior to application.

Inside seat width: 20½"; Inside seat depth: 18¾"

Base: 26" 5-star plastic base with black dual wheel casters. Swivel/tilt mechanism with 2 degrees forward pitch and standard gas pneumatic lift cylinder.

Approved for GSA. Contract GS-27F-010GA. Level 2 and GREENGUARD Gold Certified.

rice 564



Seat Height	Arm Height	W	D	H	Fabric	Leather	Weight	Cubes/Qty				
17¼-20¼"	24-27"	25"	24¾"	37-40"	2.75 yd	45.0'	57 lbs	28.98'/1				
438-514 mm	610-686 mm	635 mm	629 mm	940-1016 mm	2.5 m	4.2 sqm	25.9 kg	.82 cu				
COM	COL	1	2	3	4	5	6	7	8	9	10	11
1293	1348	1489	1520	1556	1578	1599	1611	1630	1657	1703	1746	1877

Mid Back. Black Plastic Base. Polished Aluminum Loop Arms. Inset Black Neoprene Arm Pads. Adjustable Height.

Seat and Back: Fully upholstered molded polyurethane foam mounted to mid back molded plywood shell. *All **COM/COL** fabrics must be preapproved by Bernhardt Design prior to application.

Inside seat width: 20½"; Inside seat depth: 18¾"

Base: 26" 5-star plastic base with black dual wheel casters. Swivel/tilt mechanism with 2 degrees forward pitch and standard gas pneumatic lift cylinder.

Approved for GSA. Contract GS-27F-010GA. Level 2 and GREENGUARD Gold Certified.

rice 559



Seat Height	Arm Height	W	D	H	Fabric	Leather	Weight	Cubes/Qty				
17¼-20¼"	24-27"	25"	24¾"	40-43"	3.0 yd	52.7'	60 lbs	28.98'/1				
438-514 mm	610-686 mm	635 mm	629 mm	1016-1092 mm	2.7 m	4.9 sqm	27.2 kg	.82 cu				
COM	COL	1	2	3	4	5	6	7	8	9	10	11
1700	1760	1914	1947	1987	2010	2034	2047	2067	2097	2147	2194	2337

High Back. Polished Aluminum Base. Polished Aluminum Loop Arms. Inset Upholstered Arm Pads. Adjustable Height.

Seat and Back: Fully upholstered molded polyurethane foam mounted to mid back molded plywood shell. *All **COM/COL** fabrics must be preapproved by Bernhardt Design prior to application.

Inside seat width: 20½"; Inside seat depth: 18¾"

Base: 26" 5-star aluminum base with black dual wheel casters. Swivel/tilt mechanism with 2 degrees forward pitch and standard gas pneumatic lift cylinder.

Approved for GSA. Contract GS-27F-010GA. Level 2 and GREENGUARD Gold Certified.

rice 561



Seat Height	Arm Height	W	D	H	Fabric	Leather	Weight	Cubes/Qty				
17¼-20¼"	24-27"	25"	24¾"	40-43"	3.0 yd	52.7'	60 lbs	28.98'/1				
438-514 mm	610-686 mm	635 mm	629 mm	1016-1092 mm	2.7 m	4.9 sqm	27.2 kg	.82 cu				
COM	COL	1	2	3	4	5	6	7	8	9	10	11
1645	1705	1859	1892	1932	1955	1979	1992	2012	2042	2092	2139	2282

High Back. Polished Aluminum Base. Polished Aluminum Loop Arms. Inset Black Neoprene Arm Pads. Adjustable Height.

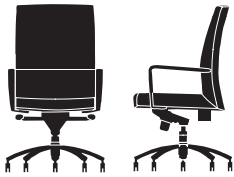
Seat and Back: Fully upholstered molded polyurethane foam mounted to mid back molded plywood shell. *All **COM/COL** fabrics must be preapproved by Bernhardt Design prior to application.

Inside seat width: 20½"; Inside seat depth: 18¾"

Base: 26" 5-star aluminum base with black dual wheel casters. Swivel/tilt mechanism with 2 degrees forward pitch and standard gas pneumatic lift cylinder.

Approved for GSA. Contract GS-27F-010GA. Level 2 and GREENGUARD Gold Certified.

rice 563



Seat Height	Arm Height	W	D	H	Fabric	Leather	Weight	Cubes/Qty				
17¼-20¼"	24-27"	25"	24¾"	40-43"	3.0 yd	52.7'	60 lbs	28.98'/1				
438-514 mm	610-686 mm	635 mm	629 mm	1016-1092 mm	2.7 m	4.9 sqm	27.2 kg	.82 cu				
COM	COL	1	2	3	4	5	6	7	11	10	9	8
1599	1659	1813	1846	1886	1909	1933	1946	1966	2236	2093	2046	1996

High Back. Black Plastic Base. Polished Aluminum Loop Arms. Inset Upholstered Arm Pads. Adjustable Height.

Seat and Back: Fully upholstered molded polyurethane foam mounted to mid back molded plywood shell. *All **COM/COL** fabrics must be preapproved by Bernhardt Design prior to application.

Inside seat width: 20½"; Inside seat depth: 18¾"

Base: 26" 5-star plastic base with black dual wheel casters. Swivel/tilt mechanism with 2 degrees forward pitch and standard gas pneumatic lift cylinder.

Approved for GSA. Contract GS-27F-010GA. Level 2 and GREENGUARD Gold Certified.

rice 565



Seat Height	Arm Height	W	D	H	Fabric	Leather	Weight	Cubes/Qty				
17¼-20¼"	24-27"	25"	24¾"	40-43"	3.0 yd	52.7'	60 lbs	28.98'/1				
438-514 mm	610-686 mm	635 mm	629 mm	1016-1092 mm	2.7 m	4.9 sqm	27.2 kg	.82 cu				
COM	COL	1	2	3	4	5	6	7	8	9	10	11
1546	1606	1760	1793	1833	1856	1880	1893	1913	1943	1993	2040	2183

High Back. Black Plastic Base. Polished Aluminum Loop Arms. Inset Black Neoprene Arm Pads. Adjustable Height.

Seat and Back: Fully upholstered molded polyurethane foam mounted to mid back molded plywood shell. *All **COM/COL** fabrics must be preapproved by Bernhardt Design prior to application.

Inside seat width: 20½"; Inside seat depth: 18¾"

Base: 26" 5-star plastic base with black dual wheel casters. Swivel/tilt mechanism with 2 degrees forward pitch and standard gas pneumatic lift cylinder.

Approved for GSA. Contract GS-27F-010GA. Level 2 and GREENGUARD Gold Certified.