


**rice 558**



Seat Height	Arm Height	W	D	H	Fabric	Leather	Weight	Cubes/Qty				
17¼-20¼"	24-27"	25"	24¾"	37-40"	2.75 yd	45.0'	57 lbs	28.98'/1				
438-514 mm	610-686 mm	635 mm	629 mm	940-1016 mm	2.5 m	4.2 sqm	25.9 kg	.82 cu				
COM	COL	1	2	3	4	5	6	7	8	9	10	11
1574	1629	1770	1801	1837	1859	1880	1892	1911	1938	1984	2027	2158

**Swivel. Mid Back. Polished Aluminum Base. Polished Aluminum Loop Arms. Inset Upholstered Arm Pads. Adjustable Height.**

Seat and Back: Fully upholstered molded polyurethane foam mounted to mid back molded plywood shell. \*All COM/COL fabrics must be preapproved by Bernhardt Design prior to application.

Inside seat width: 20½"; Inside seat depth: 18¾"

Base: 26" 5-star aluminum base with black dual wheel casters. Swivel/tilt mechanism with 2 degrees forward pitch and standard gas pneumatic lift cylinder.

Approved for GSA. Contract GS-27F-010GA. Level 1 and GREENGUARD Gold Certified. See terms and conditions for additional environmental information.

**rice 560**



Seat Height	Arm Height	W	D	H	Fabric	Leather	Weight	Cubes/Qty				
17¼-20¼"	24-27"	25"	24¾"	37-40"	2.75 yd	45.0'	57 lbs	28.98'/1				
438-514 mm	610-686 mm	635 mm	629 mm	940-1016 mm	2.5 m	4.2 sqm	25.9 kg	.82 cu				
COM	COL	1	2	3	4	5	6	7	8	9	10	11
1507	1562	1703	1734	1770	1792	1813	1825	1844	1871	1917	1960	2091

**Swivel. Mid Back. Polished Aluminum Base. Polished Aluminum Loop Arms. Inset Black Neoprene Arm Pads. Adjustable Height.**

Seat and Back: Fully upholstered molded polyurethane foam mounted to mid back molded plywood shell. \*All COM/COL fabrics must be preapproved by Bernhardt Design prior to application.

Inside seat width: 20½"; Inside seat depth: 18¾"

Base: 26" 5-star aluminum base with black dual wheel casters. Swivel/tilt mechanism with 2 degrees forward pitch and standard gas pneumatic lift cylinder.

Approved for GSA. Contract GS-27F-010GA. Level 1 and GREENGUARD Gold Certified. See terms and conditions for additional environmental information.

**rice 562**



Seat Height	Arm Height	W	D	H	Fabric	Leather	Weight	Cubes/Qty				
17¼-20¼"	24-27"	25"	24¾"	37-40"	2.75 yd	45.0'	57 lbs	28.98'/1				
438-514 mm	610-686 mm	635 mm	629 mm	940-1016 mm	2.5 m	4.2 sqm	25.9 kg	.82 cu				
COM	COL	1	2	3	4	5	6	7	8	9	10	11
1387	1442	1583	1614	1650	1672	1693	1705	1724	1751	1797	1840	1971

**Swivel. Mid Back. Black Plastic Base. Polished Aluminum Loop Arms. Inset Upholstered Arm Pads. Adjustable Height.**


Seat and Back: Fully upholstered molded polyurethane foam mounted to mid back molded plywood shell. \*All COM/COL fabrics must be preapproved by Bernhardt Design prior to application.

Inside seat width: 20½"; Inside seat depth: 18¾"

Base: 26" 5-star plastic base with black dual wheel casters. Swivel/tilt mechanism with 2 degrees forward pitch and standard gas pneumatic lift cylinder.

Approved for GSA. Contract GS-27F-010GA. Level 1 and GREENGUARD Gold Certified. See terms and conditions for additional environmental information.

**rice 564**



Seat Height	Arm Height	W	D	H	Fabric	Leather	Weight	Cubes/Qty				
17¼-20¼"	24-27"	25"	24¾"	37-40"	2.75 yd	45.0'	57 lbs	28.98'/1				
438-514 mm	610-686 mm	635 mm	629 mm	940-1016 mm	2.5 m	4.2 sqm	25.9 kg	.82 cu				
COM	COL	1	2	3	4	5	6	7	8	9	10	11
1332	1387	1528	1559	1595	1617	1638	1650	1669	1696	1742	1785	1916

**Swivel. Mid Back. Black Plastic Base. Polished Aluminum Loop Arms. Inset Black Neoprene Arm Pads. Adjustable Height.**

Seat and Back: Fully upholstered molded polyurethane foam mounted to mid back molded plywood shell. \*All COM/COL fabrics must be preapproved by Bernhardt Design prior to application.

Inside seat width: 20½"; Inside seat depth: 18¾"

Base: 26" 5-star plastic base with black dual wheel casters. Swivel/tilt mechanism with 2 degrees forward pitch and standard gas pneumatic lift cylinder.

Approved for GSA. Contract GS-27F-010GA. Level 1 and GREENGUARD Gold Certified. See terms and conditions for additional environmental information.

**rice 559**



Seat Height	Arm Height	W	D	H	Fabric	Leather	Weight	Cubes/Qty				
17¼-20¼"	24-27"	25"	24¾"	40-43"	3.0 yd	52.7'	60 lbs	28.98'/1				
438-514 mm	610-686 mm	635 mm	629 mm	1016-1092 mm	2.7 m	4.9 sqm	27.2 kg	.82 cu				
COM	COL	1	2	3	4	5	6	7	8	9	10	11
1751	1811	1965	1998	2038	2061	2085	2098	2118	2148	2198	2245	2388

**Swivel. High Back. Polished Aluminum Base. Polished Aluminum Loop Arms. Inset Upholstered Arm Pads. Adjustable Height.**

Seat and Back: Fully upholstered molded polyurethane foam mounted to mid back molded plywood shell. \*All COM/COL fabrics must be preapproved by Bernhardt Design prior to application.

Inside seat width: 20½"; Inside seat depth: 18¾"

Base: 26" 5-star aluminum base with black dual wheel casters. Swivel/tilt mechanism with 2 degrees forward pitch and standard gas pneumatic lift cylinder.

Approved for GSA. Contract GS-27F-010GA. Level 1 and GREENGUARD Gold Certified. See terms and conditions for additional environmental information.

**rice 561**



Seat Height	Arm Height	W	D	H	Fabric	Leather	Weight	Cubes/Qty				
17¼-20¼"	24-27"	25"	24¾"	40-43"	3.0 yd	52.7'	60 lbs	28.98'/1				
438-514 mm	610-686 mm	635 mm	629 mm	1016-1092 mm	2.7 m	4.9 sqm	27.2 kg	.82 cu				
COM	COL	1	2	3	4	5	6	7	8	9	10	11
1695	1755	1909	1942	1982	2005	2029	2042	2062	2092	2142	2189	2332

**Swivel. High Back. Polished Aluminum Base. Polished Aluminum Loop Arms. Inset Black Neoprene Arm Pads. Adjustable Height.**


Seat and Back: Fully upholstered molded polyurethane foam mounted to mid back molded plywood shell. \*All COM/COL fabrics must be preapproved by Bernhardt Design prior to application.

Inside seat width: 20½"; Inside seat depth: 18¾"

Base: 26" 5-star aluminum base with black dual wheel casters. Swivel/tilt mechanism with 2 degrees forward pitch and standard gas pneumatic lift cylinder.

Approved for GSA. Contract GS-27F-010GA. Level 1 and GREENGUARD Gold Certified. See terms and conditions for additional environmental information.

**rice 563**



Seat Height	Arm Height	W	D	H	Fabric	Leather	Weight	Cubes/Qty				
17¼-20¼"	24-27"	25"	24¾"	40-43"	3.0 yd	52.7'	60 lbs	28.98'/1				
438-514 mm	610-686 mm	635 mm	629 mm	1016-1092 mm	2.7 m	4.9 sqm	27.2 kg	.82 cu				
COM	COL	1	2	3	4	5	6	7	11	10	9	8
1647	1707	1861	1894	1934	1957	1981	1994	2014	2284	2141	2094	2044

**Swivel. High Back. Black Plastic Base. Polished Aluminum Loop Arms. Inset Upholstered Arm Pads. Adjustable Height.**

Seat and Back: Fully upholstered molded polyurethane foam mounted to mid back molded plywood shell. \*All COM/COL fabrics must be preapproved by Bernhardt Design prior to application.

Inside seat width: 20½"; Inside seat depth: 18¾"

Base: 26" 5-star plastic base with black dual wheel casters. Swivel/tilt mechanism with 2 degrees forward pitch and standard gas pneumatic lift cylinder.

Approved for GSA. Contract GS-27F-010GA. Level 1 and GREENGUARD Gold Certified. See terms and conditions for additional environmental information.

**rice 565**



Seat Height	Arm Height	W	D	H	Fabric	Leather	Weight	Cubes/Qty				
17¼-20¼"	24-27"	25"	24¾"	40-43"	3.0 yd	52.7'	60 lbs	28.98'/1				
438-514 mm	610-686 mm	635 mm	629 mm	1016-1092 mm	2.7 m	4.9 sqm	27.2 kg	.82 cu				
COM	COL	1	2	3	4	5	6	7	8	9	10	11
1593	1653	1807	1840	1880	1903	1927	1940	1960	1990	2040	2087	2230

**Swivel. High Back. Black Plastic Base. Polished Aluminum Loop Arms. Inset Black Neoprene Arm Pads. Adjustable Height.**

Seat and Back: Fully upholstered molded polyurethane foam mounted to mid back molded plywood shell. \*All COM/COL fabrics must be preapproved by Bernhardt Design prior to application.

Inside seat width: 20½"; Inside seat depth: 18¾"

Base: 26" 5-star plastic base with black dual wheel casters. Swivel/tilt mechanism with 2 degrees forward pitch and standard gas pneumatic lift cylinder.

Approved for GSA. Contract GS-27F-010GA. Level 1 and GREENGUARD Gold Certified. See terms and conditions for additional environmental information.