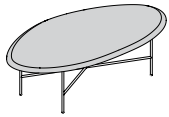


Standard Features

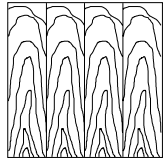
The Float table features a 1" thick organic shaped solid walnut top with a beveled edge. Bases are constructed of 3/8" diameter solid steel rods or 1/2" tubular steel with non-marring glides. Available in a polished stainless steel or matte black powder coat finish.

The Float tables are shipped fully assembled. Approved for GSA. Contract GS-27F-010GA.

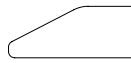


Solid Walnut Top

Order Code - 9



Edge Profile







Finish Selection

When specifying light finishes such as 836, 837, 840, 850 or 870 the color and characteristic variances of the solid wood are apparent. Therefore, exact color matches are not possible. LV8 finish is not available on the Float tables.

Walnut

Standard Finish	
823	861
839	866
841	870
860	

	description	sku	w	d	h	weight	specifications	price
	occasional table base dimensions: w 12 3/4" d 12 3/4" h 18" 3/8" solid steel rod base	F24	24	22	18	38		\$ 1390
	occasional table base dimensions: w 17 7/8" d 12 5/8" h 16" 3/8" solid steel rod base	F30	30	22 7/8	17	43		1505
	occasional table base dimensions: w 33 1/4" d 16 1/8" h 13" 1/2" tubular steel base	F52	52	28 1/2	14	103		2200
	occasional table base dimensions: w 40" d 21 1/8" h 13" 1/2" tubular steel base	F62	62	37	14	129		2778

specification codes	series	sku	veneer	style	base	finish
			<input checked="" type="checkbox"/> walnut	<input checked="" type="checkbox"/> none	<input checked="" type="checkbox"/> matte black powder coat <input checked="" type="checkbox"/> polished stainless steel	
	<input type="checkbox"/> T	<input type="checkbox"/>	<input type="checkbox"/> 9	<input type="checkbox"/> X	<input type="checkbox"/>	<input type="checkbox"/>