

### Elevation Seating and Tables System Specification Guide

Elevation is a modular system of benches, ottomans, and tables that can be used in groupings or as individual products. Benches are available in two and three-seat versions and feature a quilted seat resting on an oak or walnut platform. Metal base options include: an asymmetrical T-leg and a symmetrical fin leg with finish options offered in a bronze metallic or matte black powdercoat.

Connecting and corner tables are available as an option with benches to create a scalable solution for larger spaces. Tables can be positioned between or on either end of an Elevation bench. The collection also includes occasional, drum, and multipurpose tables that offer wireless and corded power options. For additional information on Elevation tables see [Bernhardtdesign.com](http://Bernhardtdesign.com) GREENGUARD Certified.

### Elevation System Sample Configurations

#### Configuration 1



#### Description

- 3812A Three-seat asymmetrical bench (2)
- V60 Connecting table (2)
- 3804A Two-seat symmetrical bench (2)
- V10 Corner Table
- ERL 60" Round table\*

\*See Elevation Occasional Price List for more information.

#### Configuration 2



- 3814A Three-seat symmetrical bench (2)
- V60 Connecting table (2)
- 3804A Two-seat symmetrical bench (2)
- V10 Corner table
- 3820A 21" Ottomans (4)
- DRH 54" Round table\*

\*See Elevation Multipurpose Price List for more information.

#### Configuration 3

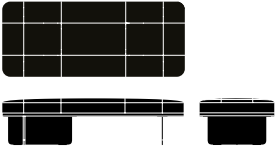


- 3812A Three-seat asymmetrical bench (2)
- XDS 28" Square drum table (3)\*
- 3802A Two-seat asymmetrical bench (2)
- UDS 48" Square drum table\*

\*See Elevation Drum Price List for more information.

For additional information on other products in the collection visit [Bernhardtdesign.com](http://Bernhardtdesign.com).

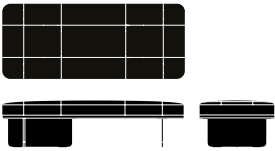
	Seat Height	Arm Height	W	D	H	Fabric	Leather	Weight	Cubes/Qty				
<b>elevation 3801A</b>	17½"	-	68"	28"	17½"	3.0 yds	41.0'	155 lbs	32.0'/1				
	445 mm	-	1727 mm	711 mm	445 mm	2.7 m	3.8 sqm	70.5 kg	.9 cu				
	COM	COL	1	2	3	4	5	6	7	8	9	10	11
	3922	3982	4136	4169	4209	4232	4256	4269	4289	4319	4369	4416	4559



**3801A** Bronze Metallic Powdercoat  
**3801AK** Matte Black Powdercoat

Two-seat bench with powdercoat metal asymmetrical T-leg base. Quilted seat rests on oak platform. Available in 805, 836, 837, 839, 840, 845, 860, 861, 865, 866 and 870 finishes. When specifying light finish 870 the natural characteristics of the wood will be visible. See terms and conditions. \*All COM/COL fabrics must be preapproved by Bernhardt Design prior to application. GREENGUARD Gold Certified.

	Seat Height	Arm Height	W	D	H	Fabric	Leather	Weight	Cubes/Qty				
<b>elevation 3802A</b>	17½"	-	68"	28"	17½"	3.0 yds	41.0'	155 lbs	32.0'/1				
	445 mm	-	1727 mm	711 mm	445 mm	2.7 m	3.8 sqm	70.5 kg	.9 cu				
	COM	COL	1	2	3	4	5	6	7	8	9	10	11
	4028	4088	4242	4275	4315	4338	4362	4375	4395	4425	4475	4522	4665



**3802A** Bronze Metallic Powdercoat  
**3802AK** Matte Black Powdercoat

Two-seat bench with powdercoat metal asymmetrical T-leg base. Quilted seat rests on walnut platform. Available in 823, 839, 841, 860, 861, 866 and 870 finishes. When specifying light finish 870 the natural characteristics of the wood will be visible. See terms and conditions. \*All COM/COL fabrics must be preapproved by Bernhardt Design prior to application. GREENGUARD Gold Certified.

	Seat Height	Arm Height	W	D	H	Fabric	Leather	Weight	Cubes/Qty				
<b>elevation 3803A</b>	17½"	-	68"	28"	17½"	3.0 yds	41.0'	142 lbs	32.0'/1				
	445 mm	-	1727 mm	711 mm	445 mm	2.7 m	3.8 sqm	64.5 kg	.9 cu				
	COM	COL	1	2	3	4	5	6	7	8	9	10	11
	2968	3028	3182	3215	3255	3278	3302	3315	3335	3365	3415	3462	3605



**3803A** Bronze Metallic Powdercoat  
**3803AK** Matte Black Powdercoat

Two-seat bench with powdercoat metal symmetrical fin base. Quilted seat rests on oak platform. Available in 805, 836, 837, 839, 840, 845, 860, 861, 865, 866 and 870 finishes. When specifying light finish 870 the natural characteristics of the wood will be visible. See terms and conditions. \*All COM/COL fabrics must be preapproved by Bernhardt Design prior to application. GREENGUARD Gold Certified.

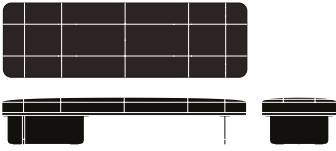
	Seat Height	Arm Height	W	D	H	Fabric	Leather	Weight	Cubes/Qty				
<b>elevation 3804A</b>	17½"	-	68"	28"	17½"	3.0 yds	41.0'	142 lbs	32.0'/1				
	445 mm	-	1727 mm	711 mm	445 mm	2.7 m	3.8 sqm	64.5 kg	.9 cu				
	COM	COL	1	2	3	4	5	6	7	8	9	10	11
	3074	3134	3288	3321	3361	3384	3408	3421	3441	3471	3521	3568	3711



**3804A** Bronze Metallic Powdercoat  
**3804AK** Matte Black Powdercoat

Two-seat bench with powdercoat metal symmetrical fin base. Quilted seat rests on walnut platform. Available in 823, 839, 841, 860, 861, 866 and 870 finishes. When specifying light finish 870 the natural characteristics of the wood will be visible. See terms and conditions. \*All COM/COL fabrics must be preapproved by Bernhardt Design prior to application. GREENGUARD Gold Certified.

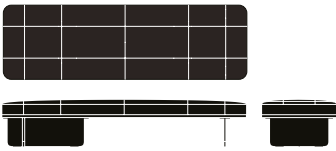
		Seat Height	Arm Height	W	D	H	Fabric	Leather	Weight	Cubes/Qty			
<b>elevation 3811A</b>		17½"	-	92"	28"	17½"	3.25 yds	51.0'	232 lbs	42.22'/1			
		445 mm	-	2337 mm	711 mm	445 mm	3.0 m	4.7 sqm	104.5 kg	1.2 cu			
	COM	COL	1	2	3	4	5	6	7	8	9	10	11
	4770	4835	5002	5038	5081	5106	5132	5146	5168	5200	5254	5305	5460



**3811A** Bronze Metallic Powdercoat  
**3811AK** Matte Black Powdercoat

Three-seat bench with powdercoat metal asymmetrical T-leg base. Quilted seat rests on oak platform. Available in 805, 836, 837, 839, 840, 845, 860, 861, 865, 866 and 870 finishes. When specifying light finish 870 the natural characteristics of the wood will be visible. See terms and conditions. \*All COM/COL fabrics must be preapproved by Bernhardt Design prior to application. GREENGUARD Gold Certified.

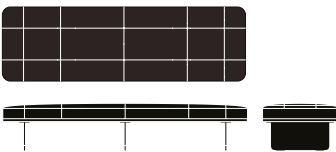
		Seat Height	Arm Height	W	D	H	Fabric	Leather	Weight	Cubes/Qty			
<b>elevation 3812A</b>		17½"	-	92"	28"	17½"	3.25 yds	51.0'	232 lbs	42.22'/1			
		445 mm	-	2337 mm	711 mm	445 mm	3.0 m	4.7 sqm	104.5 kg	1.2 cu			
	COM	COL	1	2	3	4	5	6	7	8	9	10	11
	4876	4941	5108	5144	5187	5212	5238	5252	5274	5306	5360	5411	5566



**3812A** Bronze Metallic Powdercoat  
**3812AK** Matte Black Powdercoat

Three-seat bench with powdercoat metal asymmetrical T-leg base. Quilted seat rests on walnut platform. Available in 823, 839, 841, 860, 861, 866 and 870 finishes. When specifying light finish 870 the natural characteristics of the wood will be visible. See terms and conditions. \*All COM/COL fabrics must be preapproved by Bernhardt Design prior to application. GREENGUARD Gold Certified..

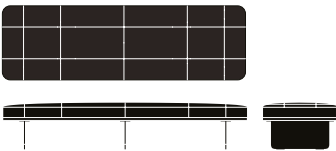
		Seat Height	Arm Height	W	D	H	Fabric	Leather	Weight	Cubes/Qty			
<b>elevation 3813A</b>		17½"	-	92"	28"	17½"	3.25 yds	51.0'	196 lbs	42.22'/1			
		445 mm	-	2337 mm	711 mm	445 mm	3.0 m	4.7 sqm	89.1 kg	1.2 cu			
	COM	COL	1	2	3	4	5	6	7	8	9	10	11
	3816	3881	4048	4084	4127	4152	4178	4192	4214	4246	4300	4351	4506



**3813A** Bronze Metallic Powdercoat  
**3813AK** Matte Black Powdercoat

Three-seat bench with powdercoat metal symmetrical fin base. Quilted seat rests on oak platform. Available in 805, 836, 837, 839, 840, 845, 860, 861, 865, 866 and 870 finishes. When specifying light finish 870 the natural characteristics of the wood will be visible. See terms and conditions. \*All COM/COL fabrics must be preapproved by Bernhardt Design prior to application. GREENGUARD Gold Certified.

		Seat Height	Arm Height	W	D	H	Fabric	Leather	Weight	Cubes/Qty			
<b>elevation 3814A</b>		17½"	-	92"	28"	17½"	3.25 yds	51.0'	196 lbs	42.22'/1			
		445 mm	-	2337 mm	711 mm	445 mm	3.0 m	4.7 sqm	89.1 kg	1.2 cu			
	COM	COL	1	2	3	4	5	6	7	8	9	10	11
	3922	3987	4154	4190	4233	4258	4284	4298	4320	4352	4406	4457	4612

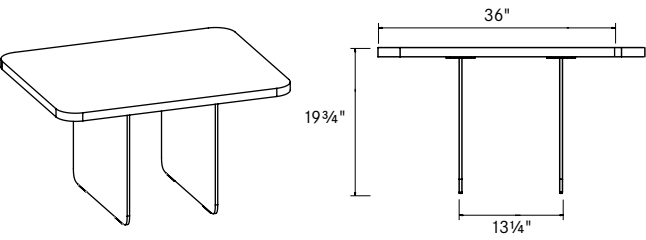
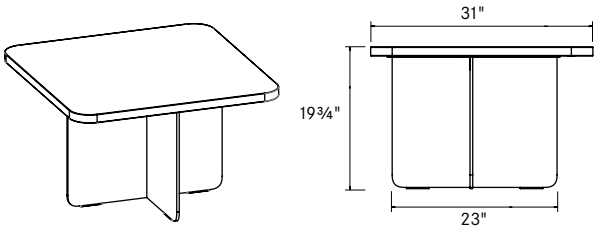


**3814A** Bronze Metallic Powdercoat  
**3814AK** Matte Black Powdercoat

Three-seat bench with powdercoat metal symmetrical fin base. Quilted seat rests on walnut platform. Available in 823, 839, 841, 860, 861, 866 and 870 finishes. When specifying light finish 870 the natural characteristics of the wood will be visible. See terms and conditions. \*All COM/COL fabrics must be preapproved by Bernhardt Design prior to application. GREENGUARD Gold Certified.

**Elevation System Tables**

Connecting and corner tables are available as an option with benches to create a scalable solution for larger spaces. The tables are designed to be used with Elevation benches only and can be positioned between or on either end of a bench. Tops are available in solid laminate - 671, oak, walnut and glacier white Corian®. Metal symmetrical fin base available in bronze metallic and matte black powdercoat. **For use with Elevation benches only.**



**Finish Selection**

When specifying light finishes such as 836, 837, 840, 850 and 870 the color and characteristic variances of the solid wood are apparent. Therefore, exact color matches are not possible.

**Oak Veneer**

Standard Finish  
 805 860  
 836 861  
 837 865  
 839 866  
 840 870  
 845


**Walnut**

Standard Finish  
 823 861  
 839 866  
 841 870  
 860

**Veneer Selection**

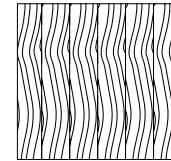
**Oak Veneer**

Order Code - C  
 Rift Cut, Slip Matched



**Walnut Veneer**

Order Code - 9  
 Quarter Cut, Slip Matched





**Laminate Selections**

Order Code - F  
 Designer White  
 Standard Finish  
 671 Wilsonart D354-60

**Corian®**

Order Code - 8  
 Glacier White

	description	sku	w	d	h	weight	solid laminate	oak	walnut	corian
	<b>corner table</b> for use with elevation benches only	V10	31	31	19 3/4	165	\$ 2226	\$ 2332	\$ 2438	\$ 3922
	<b>connecting table</b> for use with elevation benches only	V60	36	28	19 3/4	106	1696	1802	1908	3392

**specification codes**

**series**

**sku**

**base**

**base finish**

**top**

**top finish**

[T]



\_\_\_\_\_

[M] metal  
[M]



[Z] bronze metallic powdercoat  
[3] matte black powdercoat

[F] white laminate 671  
[C] oak  
[9] walnut  
[8] corian® - glacier white



see above  
\_\_\_\_\_  
\_\_\_\_\_

	Seat Height	Arm Height	W	D	H	Fabric	Leather	Weight	Cubes/Qty				
<b>elevation 3820A</b>	17"	-	21"	21"	17"	2.0 yds	31.0'	36 lbs	5.88'/1				
	435 mm	-	533 mm	533 mm	432 mm	1.8 m	2.9 sqm	16.4 kg	.17 cu				
	COM	COL	1	2	3	4	5	6	7	8	9	10	11
	901	941	1044	1066	1093	1108	1124	1133	1146	1166	1199	1230	1326



Ottoman. Fully upholstered. Quilted seat. Non-marring glides. \*All COM/COL fabrics must be preapproved by Bernhardt Design prior to application. GREENGUARD Gold Certified.

	Seat Height	Arm Height	W	D	H	Fabric	Leather	Weight	Cubes/Qty				
<b>elevation 3820AM</b>	17"	-	21"	21"	17½"	2.0 yds	31.0'	36 lbs	5.88'/1				
	435 mm	-	533 mm	533 mm	435 mm	1.8 m	2.9 sqm	16.4 kg	.17 cu				
	COM	COL	1	2	3	4	5	6	7	8	9	10	11
	981	1021	1124	1146	1173	1188	1204	1213	1226	1246	1279	1310	1406



Mobile ottoman. Fully upholstered. Quilted seat. Casters. \*All COM/COL fabrics must be preapproved by Bernhardt Design prior to application. GREENGUARD Gold Certified.

	Seat Height	Arm Height	W	D	H	Fabric	Leather	Weight	Cubes/Qty				
<b>elevation 3821A</b>	17"	-	25"	25"	17"	2.25 yds	36.0'	44 lbs	12.5'/1				
	435 mm	-	635 mm	635 mm	432 mm	2.1 m	3.3 sqm	20.0 kg	.35 cu				
	COM	COL	1	2	3	4	5	6	7	8	9	10	11
	1113	1158	1273	1298	1328	1346	1363	1373	1388	1411	1448	1483	1591



Ottoman. Fully upholstered. Quilted seat. Non-marring glides. \*All COM/COL fabrics must be preapproved by Bernhardt Design prior to application. GREENGUARD Gold Certified.

	Seat Height	Arm Height	W	D	H	Fabric	Leather	Weight	Cubes/Qty				
<b>elevation 3821AM</b>	17½"	-	25"	25"	17½"	2.25 yds	36.0'	44 lbs	12.5'/1				
	435 mm	-	635 mm	635 mm	435 mm	2.1 m	3.3 sqm	20.0 kg	.35 cu				
	COM	COL	1	2	3	4	5	6	7	8	9	10	11
	1193	1238	1353	1378	1408	1426	1443	1453	1468	1491	1528	1563	1671

Mobile ottoman. Fully upholstered. Quilted seat. Casters \*All COM/COL fabrics must be preapproved by Bernhardt Design prior to application. GREENGUARD Gold Certified.

	Seat Height	Arm Height	W	D	H	Fabric	Leather	Weight	Cubes/Qty				
<b>elevation 3822A</b>	16"	-	31"	31"	16"	2.75 yds	37.5'	41 lbs	13.86'/1				
	406 mm	-	787 mm	787 mm	406 mm	2.5 m	3.5 sqm	18.6 kg	.4 cu				
	COM	COL	1	2	3	4	5	6	7	8	9	10	11
	1325	1380	1521	1552	1588	1610	1631	1643	1662	1689	1735	1778	1909

Ottoman. Fully upholstered. Quilted seat. Non-marring glides. \*All COM/COL fabrics must be preapproved by Bernhardt Design prior to application. GREENGUARD Gold Certified.

	Seat Height	Arm Height	W	D	H	Fabric	Leather	Weight	Cubes/Qty				
<b>elevation 3823A</b>	16"	-	37"	37"	16"	4.0 yds	64.0'	57 lbs	79.09'/1				
	406 mm	-	940 mm	940 mm	406 mm	2.5 m	5.9 sqm	25.9 kg	2.2 cu				
	COM	COL	1	2	3	4	5	6	7	8	9	10	11
	1537	1617	1822	1866	1920	1951	1982	2000	2026	2066	2133	2195	2386

Ottoman. Fully upholstered. Quilted seat. Non-marring glides. \*All COM/COL fabrics must be preapproved by Bernhardt Design prior to application. GREENGUARD Certified.